



Strouds Close, Romford, RM6 4XD

Offers In Excess Of £500,000



Offers In Excess Of £500,000

Strouds Close

Romford, RM6 4XD

- EPC - C
- GARAGE
- GAS CENTRAL HEATING
- ENSUITE TO MASTER BEDROOM
- EASY ACCESS TO A12
- THREE BEDROOM SEMI DETACHED HOUSE
- OFF STREET PARKING FOR UPTO TWO CARS
- FIRST FLOOR BATHROOM
- SIDE ACCESS TO GARDEN
- WALKING DISTANCE TO SCHOOL

Nestled in the charming area of Strouds Close, Chadwell Heath, Romford, this delightful semi-detached house offers a perfect blend of comfort and convenience. With three well-proportioned bedrooms, this property is ideal for families or those seeking extra space. The house boasts two inviting reception rooms, providing ample room for relaxation and entertaining guests.

The property features two bathrooms, ensuring that morning routines run smoothly for all occupants. A standout feature of this home is the generous garden, which offers a wonderful outdoor space for children to play, gardening enthusiasts to thrive, or simply for enjoying the fresh air.

For those with vehicles, the property provides off-street parking for up to three cars, including a garage, making it a practical choice for busy households. The side access to the garden adds an extra layer of convenience, allowing easy movement between the home and outdoor space.

Situated with easy access to the A12, this location is perfect for commuters, providing quick links to surrounding areas and beyond. Strouds Close is a peaceful neighbourhood, making it an excellent choice for those looking for a serene living environment while still being close to local amenities.

In summary, this three-bedroom semi-detached house in Chadwell Heath is a fantastic opportunity for anyone seeking a spacious and well-located family home. With its ample parking, lovely garden, and comfortable living spaces, it is sure to appeal to a wide range of buyers. Don't miss the chance to make this charming property your own.



ENTRANCE

KITCHEN 8'3" x 8'0" (2.53m x 2.44m)

DINING ROOM
12'2" max x 9'1" max (3.71m max x 2.78m max)

RECEPTION ROOM 17'1" x 15'0" (5.22m x 4.59m)

GROUND FLOOR WC 7'2" x 2'11" (2.19m x 0.90m)

STAIRS TO FIRST FLOOR

BEDROOM ONE
17'0" max x 12'7" max (5.20m max x 3.84m max)

EN-SUITE TO BEDROOM ONE
9'3" max x 7'0" max (2.82m max x 2.14m max)

BEDROOM TWO 11'1" max x 9'2" (3.40m max x 2.80m)

BEDROOM THREE 9'3" x 9'2" max (2.83m x 2.81m max)

FIRST FLOOR BATHROOM 6'6" x 5'6" (1.99m x 1.70m)






GARAGE
EXTERIOR
AGENTS NOTE

17'1" x 8'8" (5.23m x 2.66m)

Directions

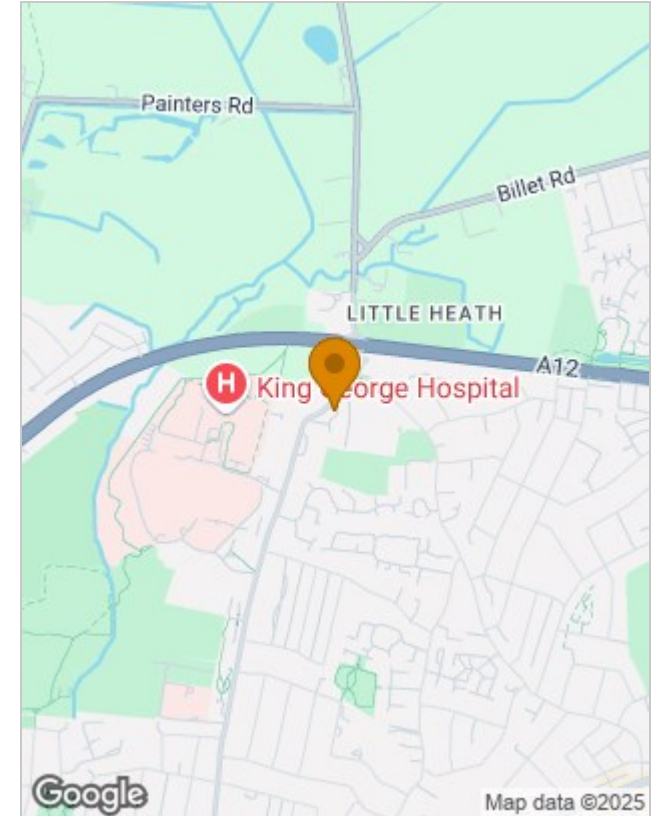




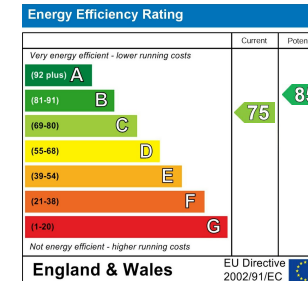
Floor Plans



Location Map



Energy Performance Graph



Viewing

Please contact our Seven Kings Sales Office on 020 8597 7372 if you wish to arrange a viewing appointment for this property or require further information.

The particulars are set out as a general outline only for the guidance of intended purchasers or lessees, and do not constitute, any part of a contract. Nothing in these particulars shall be deemed to be a statement that the property is in good structural condition or otherwise nor that any of the services, appliances, equipment or facilities are in good working order. Purchasers should satisfy themselves of this prior to purchasing.

353 Green Lane, Seven Kings, Essex, IG3 9TH
Tel: 020 8597 7372 Email: sevenkings@sandradavidson.com <https://www.sandradavidson.com>