

# 56, Alfred Street

Ryde, PO33 2TS



Presented chain-free, this superb semi-detached home offers two to three bedrooms, stylish modern interiors and views of the picturesque Swanmore Meadows, complemented by a delightful rear garden and convenient off-road parking.

- Charming semi-detached house
- Two to three bedrooms and a family bathroom
- Peaceful position on the outskirts of town
- Some opportunity personalise
- Close to local primary and secondary schools
- Beautiful, modern interiors
- Countryside walks on the doorstep
- South-facing garden with potential
- Driveway parking
- Offered for sale chain-free

For more information and to arrange a viewing, please contact Susan Payne Property on **01983 566244**.

Preview our newest listings first!  
Search on Facebook for:  
**Susan Payne Property**  
Home Hunters

**rightmove**

**Zoopla**

**OnTheMarket.com**

**PrimeLocation**

**The Property Ombudsman**

You can also email us at [sales@susanpayneproperty.co.uk](mailto:sales@susanpayneproperty.co.uk), visit our website at [susanpayneproperty.co.uk](http://susanpayneproperty.co.uk) or visit us at East Quay, Wootton Bridge, Isle of Wight PO33 4LA. You can also follow us on Facebook, Twitter and Instagram.



Beautifully finished and sympathetically renovated to offer stylish, modern interiors whilst retaining the character of the property, this fabulous family home benefits from a peaceful position on the outskirts of town and backs onto stunning countryside walks and allotments. The accommodation comprises an entrance hall leading to the ground floor accommodation offering a lounge, a kitchen-breakfast room, and a bathroom located on the ground floor. The entrance hall also provides access to the first-floor landing, which leads to two bedrooms and the study/bedroom three. Outside, the garden offers a blank canvas for the new owners to make their own and benefits from being laid to lawn. The front of the property offers off-road parking for two vehicles.

Within just a twenty-minute walk from the property is Ryde seafront, which boasts long stretches of sandy beaches with numerous seaside activities such as bowling, laser quest and an open-air swimming pool. The property is also within easy access to plenty of countryside walks, which can be reached within a couple of minutes from the doorstep. With good local primary and secondary schools nearby, there are plenty of high street amenities within short walking distance, including boutique shops and convenience stores, a superb choice of eateries and even a local cinema. Another benefit of being so close to the seafront is having easy access to high-speed foot passenger travel to the mainland with Wightlink's catamaran service and the hovercraft, which only takes 10 minutes to cross the Solent. Additionally, the Fishbourne to Portsmouth car ferry service is located just 3.2 miles away from the property. Regular public transport connections across the island are also within easy reach, with the Southern Vectis bus network and Island Line train service providing regular services for Ryde.

### **Welcome to 56 Alfred Street**

The smart gravelled driveway to the front of the property provides off-road parking, and a pathway leads up to the front door.

### **Entrance Hall**

The modern front door opens into a handy entrance hall, which benefits from beautiful floorboards which continue into the lounge. The electrical consumer unit is located here.

### **Lounge**

With a large window to the front aspect, this lovely living space features a characterful fireplace, access to the understairs cupboard, and a door to the kitchen-breakfast room.

### **Kitchen-Breakfast Room**

Fitted with modern kitchen units offering plenty of storage, the kitchen benefits from two windows to the rear aspect with views over the garden and offers integrated appliances, including an electric oven and gas hob with an extractor fan over. There is also under-counter space and plumbing for a washing machine, plus space for a breakfast table within the room.

### **Bathroom**

Conveniently located on the ground floor, this modern bathroom is fitted with a shower over bath, a pedestal hand basin, and a WC, plus it benefits from an obscure glazed window to the rear aspect. The space is tiled with a neutral subway-style wall tile around the suite and is finished with a patterned floor vinyl. The gas boiler is located here, and the space is warmed by a chrome heated towel rail.

### **First Floor Landing**

The carpeted stairwell leads up to the landing space, which provides access to three bedrooms.

### **Bedroom One**

Generously proportioned, this fabulous double bedroom continues the carpet and features a characterful fireplace and a storage cupboard.

**Bedroom Two**

Boasting lovely views to the rear, over the Swanmore Meadows and beyond, this lovely double bedroom is finished with neutral carpets and décor.

**Bedroom Three/Study**

Also enjoying lovely views to the rear, this single bedroom benefits from a window to the rear aspect and could be utilised as a study, if required.

**Rear Garden**

Benefitting from a south-facing position enjoying sunshine all day, this lovely garden is a blank canvas and provides the new owners with an exciting opportunity to landscape, if desired or enjoy the fairly low maintenance finish. The garden backs onto allotments, which creates a peaceful and unobscured outlook from the back.

**Parking**

The property benefits from off-road parking to the front of the property with space for two vehicles with the opportunity to extend the driveway, if required.

56 Alfred Street presents a fantastic opportunity to acquire a fabulous three-bedroom semi-detached home with a lovely garden and off-road parking. A viewing is highly recommended with the sole agent, Susan Payne Property.

**Additional Details**

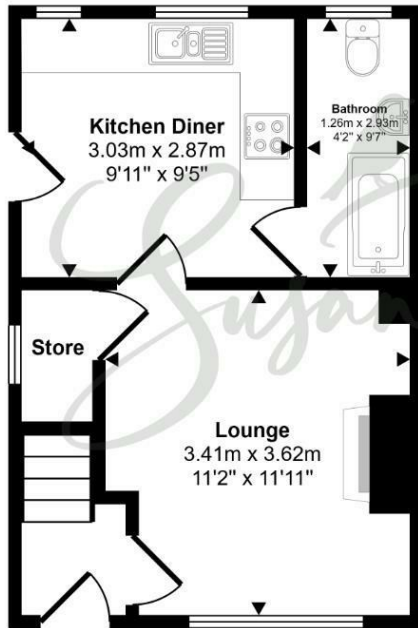
Tenure: Freehold

Council Tax Band: B (approx. £1,984.62 pa – Isle of Wight Council 2025/2026)

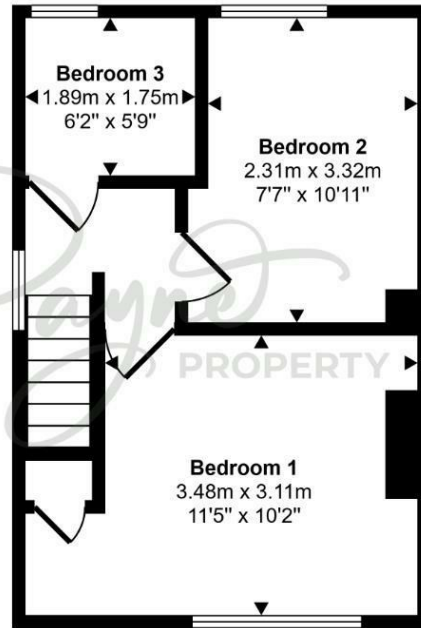
Services: Mains water, gas, electricity, and drainage.



Approx Gross Internal Area  
58 sq m / 627 sq ft

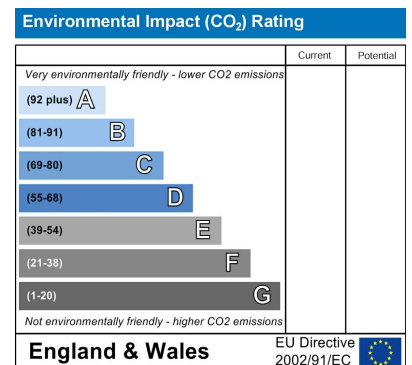
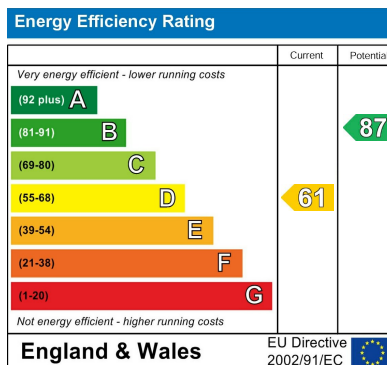
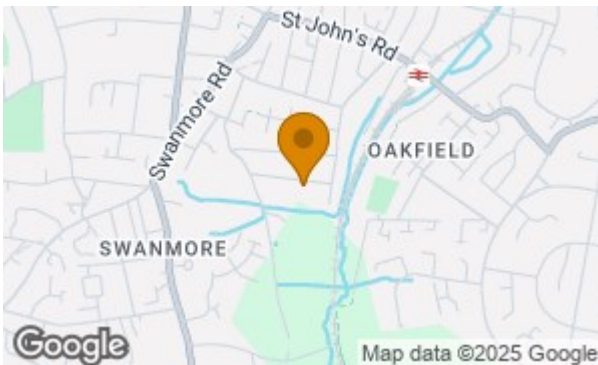


Ground Floor  
Approx 29 sq m / 316 sq ft



First Floor  
Approx 29 sq m / 311 sq ft

This floorplan is only for illustrative purposes and is not to scale. Measurements of rooms, doors, windows, and any items are approximate and no responsibility is taken for any error, omission or mis-statement. Icons of items such as bathroom suites are representations only and may not look like the real items. Made with Made Snappy 360.



Agent Notes:

The information provided about this property does not constitute or form part of an offer or contract, nor may it be regarded as representations. All interested parties must verify accuracy and your solicitor must verify tenure/lease information, fixtures and fittings and, where the property has been extended/converted, planning/building regulation consents.

All dimensions are approximate and quoted for guidance only and their accuracy cannot be confirmed. Reference to appliances and/or services does not imply that they are necessarily in working order or fit for the purpose. Susan Payne Property Ltd. Company no.10753879.