



# 16, Northwood Drive

Ryde, Isle of Wight PO33 3AQ



Offered for sale chain free, this stunning two-bedroom detached house presents spacious accommodation with two bedrooms, two bathrooms, a lovely garden, driveway parking and sea views.

- Detached house on spacious corner plot
- Two double bedrooms and two bathrooms
- Spacious accommodation throughout
- Convenient location for town centre and amenities
- Short walk to mainland and island wide travel links
- Highly sought-after, desirable area of Ryde
- Extensively renovated to a high standard
- Wrap around gardens to rear and side
- Far reaching sea views from the first floor
- Offered for sale chain free

For more information and to arrange a viewing, please contact Susan Payne Property on **01983 566244**.

Preview our newest listings first!  
Search on Facebook for:  
**Susan Payne Property**  
Home Hunters

rightmove

Zoopla

OnTheMarket.com

PrimeLocation

The Property Ombudsman

You can also email us at [sales@susanpayneproperty.co.uk](mailto:sales@susanpayneproperty.co.uk), visit our website at [susanpayneproperty.co.uk](http://susanpayneproperty.co.uk) or visit us at East Quay, Wootton Bridge, Isle of Wight PO33 4LA. You can also follow us on Facebook, Twitter and Instagram.



Occupying a secluded corner plot in a peaceful and historical location within Ryde, this stunning detached property has been extensively renovated to create a spacious home. Built circa 1978, this beautiful, detached home, located on the very desirable Northwood Drive in the seaside resort of Ryde, has been well cared for and updated over the four years of ownership. The property comprises a large entrance hall with access to the cloakroom, the living room which leads to the kitchen, utility, and office. The entrance hall provides access to the first floor via the stairwell, leading to two large double bedrooms, one with an en-suite, and a family bathroom. The garden wraps around the side and rear of the property and benefits from a summer house, and a garden shed is attached to one side of the property. A block paved driveway to the front of the property provides off-road parking, plus there is additional frontage that could be converted into additional parking.

Situated within a historical location in Ryde, coastal walks along expansive golden beaches and to historical places of interest are located right on the doorstep of the property including the 'Ladies Walk' footpath that leads to the magnificent Quarr Abbey with its popular tea rooms providing a welcome stop offering a range of refreshments within a peaceful environment. Ryde's Union Street and High Street are conveniently located just a short walk away and supply plenty of local amenities including a selection of boutique shops, convenience stores, and a superb choice of eateries. This popular seaside town is home to a whole host of family entertainment and activities to enjoy such as ten pin bowling, fun-packed days at the seaside, an open-air swimming pool, traditional amusements and even a local cinema. With good local schools nearby such as the independent Ryde School, the location is perfect for easy access to high-speed foot passenger ferry services along the esplanade and a regular car ferry service from Fishbourne to Portsmouth is just 3.6 miles away.

### **Welcome to 16 Northwood Drive**

The attractive frontage of the property offers a block paved driveway to one side, and a block paved pathway to the other side leading to the front door. There is ample space to create additional parking if required.

### **Entrance Hall**

*14'5" x 5'5" (4.40m x 1.66m)*

Flooded with natural light from the window to the front aspect, this handy entrance hall offers ample space to store coats and shoes, plus there is access to a understairs cupboard, and the ground floor cloakroom. A warm wooden floor flows through here and continues into the lounge-diner.

### **Lounge - Diner**

*22'4" x 13'6" (6.82m x 4.13m)*

Offering ample space for lounging and dining furniture, this fantastic room is naturally lit by a large window to the front aspect, enjoying morning sunshine, and bifold doors to the rear providing direct access to the garden and enjoying afternoon and evening sunshine.

### **Kitchen**

*15'7" x 12'11" (4.77m x 3.96m)*

Fitted with a range of modern cabinetry with a quartz worktop, this stunning kitchen offers ample storage as well as a range of fitted appliances including a dishwasher, a double electric oven, an induction hob with an extractor fan over, and a bin. There is space for a freestanding fridge freezer plus an island at the centre of the room providing additional storage as well as a breakfast bar providing a great place for a quick snack. Filled with light from the two windows to the rear and the sliding door to the side, there is an open doorway leading into the utility space.

### **Utility**

*8'5" x 8'2" (2.58m x 2.49m)*

Continuing the cabinetry from the kitchen, this handy utility space offers plenty of additional storage as well as undercounter space for two appliances, plus a sink and drainer. The space is finished with a window to the side aspect, and a door to the office.



### **Office**

*8'7" x 7'6" (2.63m x 2.29m)*

Currently utilised as an office space, this versatile room offers a window to the front aspect, overlooking the driveway, and ample space for an office set up. The room could also be utilised as a craft or hobby room, studio, or playroom.

### **First Floor Landing**

*14'1" x 4'1" (4.30m x 1.25m)*

Flooded with natural light from the window to the front aspect, this lovely landing space provides access to the first-floor accommodation as well as to the airing cupboard. There is access to the loft from here.

### **Primary Bedroom**

*19'4" x 11'1" (5.90m x 3.38m)*

Situated to the rear of the property with lovely views, this fantastic double bedroom offers ample space for bedroom furniture, which leads to a dressing area (formally the third bedroom) and then to the en-suite. Two windows to the rear aspect enjoys the afternoon and evening sunshine, and the space is finished with carpet.

### **En-Suite Shower Room**

*7'7" x 6'7" (2.32m x 2.02m)*

Beautifully designed with a modern suite comprising a large shower, vanity hand basin, and a w.c, this beautiful en-suite has a large window to the side aspect with lovely sea views. The space is warmed with a chrome heated towel rail.

### **Bedroom Two**

*12'0" x 10'8" (3.67m x 3.27m)*

Generously proportioned and featuring a window to the front aspect, this lovely double bedroom has ample space for bedroom furniture and is finished with neutral carpet.

### **Family Bathroom**

*9'5" x 5'2" (2.88m x 1.58m)*

Finished with neutral wall and floor tiles, this family bathroom offers a bath with a shower attachment, a vanity hand basin with an illuminating mirror over, a large chrome heated towel rail, and a w.c. Like the en-suite, the bathroom offers a large window to the side aspect with beautiful views towards the Solent.

### **Garden**

Wrapping around the rear and side of the property, and benefiting from a spacious corner plot, this private, secluded garden is mostly laid to lawn with a summer house in one corner, and a large patio stretching the length of the house to the rear. With its position, it enjoys sunshine through most of the day, making it an ideal spot of dining al fresco style. Situated to one side of the house, is a long shed which spans the width of the house creating the perfect spot for garden storage or bikes.

### **Summer House**

Currently set up as a playroom, this fantastic addition to the garden offers dual aspect windows to the front and side, with French doors opening out to the garden. Fitted with electricity and an ethernet internet point, this space would also make an ideal office or study and is finished with a light wood effect laminate.

### **Parking**

There is a large block paved driveway for up to two vehicles to the front of the property plus additional on street parking available on Northwood Drive and Spencer Road.



16 Northwood Drive presents a fantastic opportunity to acquire a spacious two-bedroom detached property, finished to a high standard, set within a sought-after area. A viewing is highly recommended with the sole agent, Susan Payne Property.

**Additional Details**

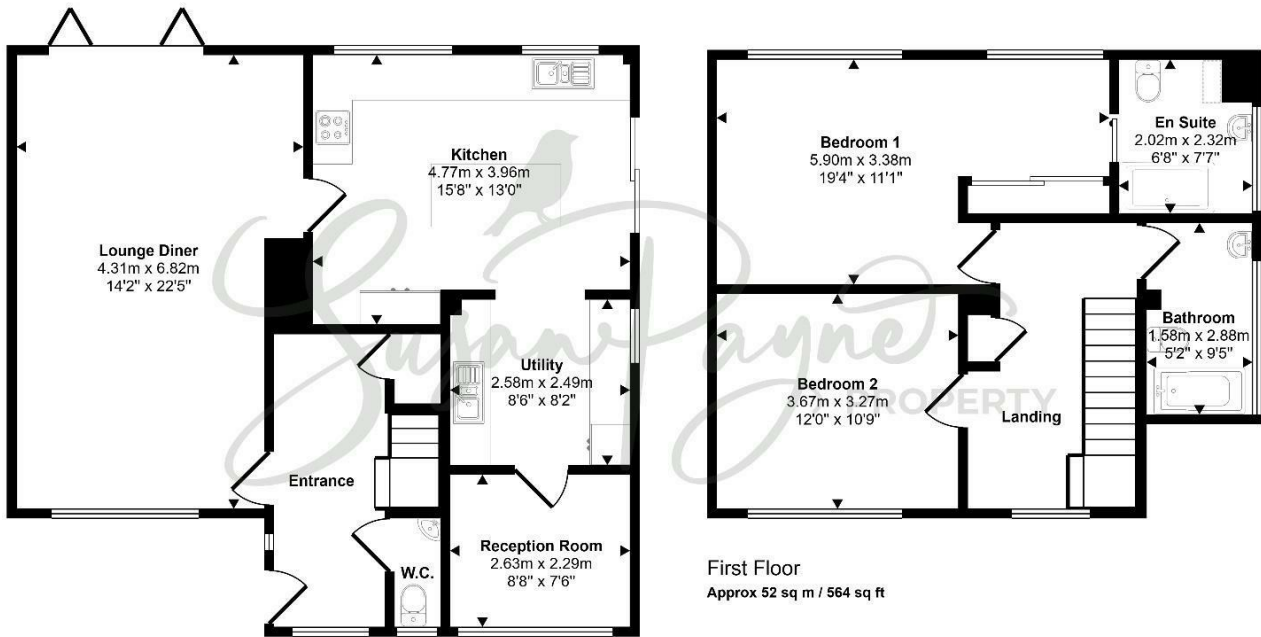
Tenure: Freehold

Council Tax Band: E (approx. £2,974.49 pa – Isle of Wight Council 2024/2025)

Services: Mains water, gas, electricity, drainage



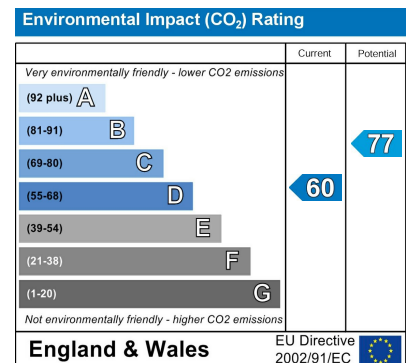
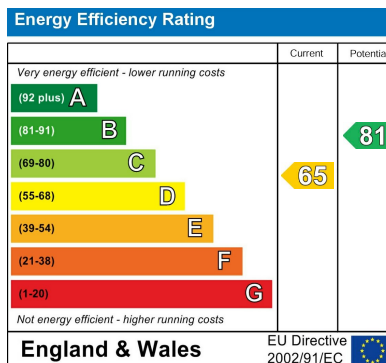
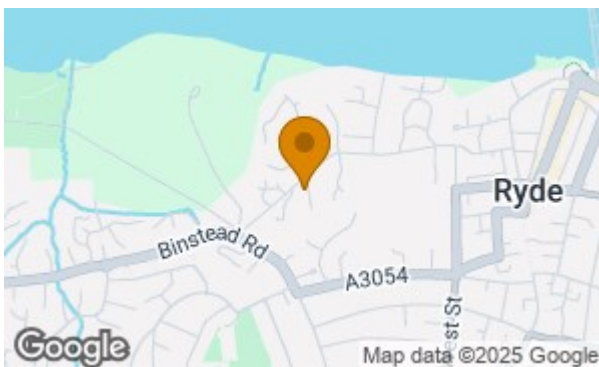
Approx Gross Internal Area  
124 sq m / 1337 sq ft



Ground Floor  
Approx 72 sq m / 774 sq ft

Denotes head height below 1.5m

This floorplan is only for illustrative purposes and is not to scale. Measurements of rooms, doors, windows, and any items are approximate and no responsibility is taken for any error, omission or mis-statement. Icons of items such as bathroom suites are representations only and may not look like the real items. Made with Made Snappy 360.



#### Agent Notes:

The information provided about this property does not constitute or form part of an offer or contract, nor may it be regarded as representations. All interested parties must verify accuracy and your solicitor must verify tenure/lease information, fixtures and fittings and, where the property has been extended/converted, planning/building regulation consents.

All dimensions are approximate and quoted for guidance only and their accuracy cannot be confirmed. Reference to appliances and/or services does not imply that they are necessarily in working order or fit for the purpose. Susan Payne Property Ltd. Company no.10753879.