



16, Furze Hill Road

Shanklin, PO37 7PA



Situated in a highly convenient location to the village and sandy beaches, this fantastic Victorian five-bedroom home offers flexible accommodation, annex potential, as well as the opportunity to put your own stamp on.

- Substantial, detached, family home
- Five double bedrooms and three washrooms
- Annex or investment potential
- Driveway parking
- Sea views and downland views from first floor
- Exudes Victorian features and character
- Fantastic opportunity to put your stamp on
- Delightful garden with potential
- Sought-after location, close to amenities
- Shanklin Old Village a short stroll away

For more information and to arrange a viewing, please contact Susan Payne Property on **01983 566244**.

Preview our newest listings first!
Search on Facebook for:
f Susan Payne Property Home Hunters

rightmove

Zoopla

OnTheMarket.com

PrimeLocation



You can also email us at sales@susanpayneproperty.co.uk, visit our website at susanpayneproperty.co.uk or visit us at East Quay, Wootton Bridge, Isle of Wight PO33 4LA. You can also follow us on Facebook, Twitter and Instagram.



Dating back to circa. 1890, this beautiful detached house has been a loving family home for the last eight years and boasts plenty of original historical features such as charming fireplaces, traditional wall mouldings and high ceilings. Providing plenty of flexible family accommodation, this substantial property is currently utilised as one family home but has previously been divided to offer a self-contained one-bedroom annex, perfect for a multi-generational household requiring independent spaces or those seeking an opportunity for a holiday accommodation business. The accommodation comprises a porch leading to an entrance hall which provides access to three reception rooms, the study, ground floor cloakroom, utility room, and the ground floor bedroom with an en-suite. One of the reception rooms provide access to the dining room, kitchen, and conservatory. From the entrance hall is the stairwell to the first-floor landing which provides access to four double bedrooms (one with an en-suite) a bathroom, and a separate w.c. Outside is a lovely garden space which enjoys sunshine through most of the day and provides the new owners with a blank canvas, to adapt into the garden of their dreams. There is driveway parking available at the front of the property.

Situated in a quiet residential area of Shanklin, Furze Hill Road is perfect for family life with a local play park and primary school located just a short walk away. The renowned sandy beaches of Shanklin with plenty of highly regarded beachside eateries are only a few minutes' drive from the property and just a short ten-minute walk away is the historic old village with its thatched-roof cottages and the bustling town centre with its range of shops, restaurants, and the popular Shanklin Theatre. Shanklin boasts some of the Isle of Wight's best-known stretches of golden beaches which back onto a traditional English seafront Esplanade with fun for all the family plus there is a network of magnificent coastal footpaths which connects the East Coast of the Island, from Ventnor to Sandown and beyond. Keats Green and the promenade along with the Lift and Osborne Steps leading directly to the beach are all within a twenty-minute of the property, in addition to the beautiful Rylstone Gardens which features music in the park to enjoy during the warmer months of the year. The area is well connected with excellent transport links including bus and direct train links to Ryde which connect with high-speed ferry links to the mainland, with the Island to London journey taking less than two hours.

Welcome to 16 Furze Hill Road

The attractive property is framed by a low level white painted brick wall with potential for shrubs, and there is a resin driveway to one side and a gravel driveway to the other side of the wall. The composite front door opens into a porch.

Porch

5'8" x 3'2" (1.74m x 0.98m)

Presenting a wonderful welcome into the home, this delightful space presents ample storage space for coats, shoes, and muddy boots. Featuring beautiful Victorian style floor tiles, internal French doors open into the Entrance Hall and into the home.

Entrance Hall

19'5" x 6'2" (5.92m x 1.89m)

Neutrally decorated and featuring a dado rail, this beautiful Entrance Hall features the stairwell to the first-floor landing and is finished with Victorian style flooring which adds to the character of the property.

Office/Reception Room

12'1" x 13'5" (3.70m x 4.11m)

Currently set up as an office, this fantastic sized reception room features a window to the front aspect, a beautiful fireplace, and is finished with a wood effect laminate flooring. The flexible accommodation has previously been utilised as part of a self-contained one-bedroom annex, and featured a small kitchenette and lounge area, with its own entrance at the side. From here there is a door to the ground floor bedroom.



Sitting Room

17'7" into bay x 13'3" (5.37m into bay x 4.05m)

Benefitting from a bay window to the front aspect which allows plenty of sunshine into the room, this cosy reception room features an open fire which creates a warm atmosphere for those cool winter evening. With space for all the family, this room also provides access to a study/playroom to one side.

Study/Playroom

10'11" x 9'2" (3.34m x 2.80m)

Naturally lit by a window to the front aspect, this handy room offers potential for a home office set up or could be utilised as a playroom/movie room.

Living Room

19'2" x 13'3" (5.86m x 4.05m)

Situated at the heart of the home, this wonderful family room offers access to the conservatory and dining room, plus features a characterful fireplace. It offers the perfect spot to sit back and relax with the family after a lovely meal. The space is finished with a wood effect laminate, and neutral wall décor.

Dining Room

11'8" x 9'1" (3.57m x 2.78m)

Through an open archway from the living room, this dining room features a window to the side as well as access to the kitchen.

Kitchen

12'9" x 9'6" (3.91m x 2.92m)

Offering ample storage space from a range of base and wall kitchen cabinets, this kitchen integrates an electric oven and electric hobs with an extractor over, as well as undercounter space and plumbing for a dishwasher. There is access to the conservatory from here via a glazed sliding door.

Conservatory

19'11" x 10'8" max (6.08m x 3.27m max)

Featuring a tile floor, this conservatory is glazed and offers 180-degree views of the rear garden. With a glazed door out to the patio to the rear from here, this space could be utilised as a dining room as well as a living area to relax in. Equipped with central heating, this space can be used all year round.

Ground Floor Cloakroom

6'4" x 3'1" (1.95m x 0.95m)

An essential part of the family home is the ground floor cloakroom which is equipped with a w.c, a vanity hand basin, and also features the gas boiler. The space is finished with an extractor and a patterned tile effect vinyl floor.

Utility Room

6'9" x 6'2" (2.06m x 1.89m)

Offering a cabinet with a worktop integrating a sink and drainer, this utility room offers undercounter space for two appliances including plumbing for a washing machine. There is a window and a partially glazed door to the rear aspect with direct access to the garden.

Ground Floor Bedroom

11'10" x 11'9" (3.62m x 3.59m)

Occupying a ground floor position, this double bedroom features a window to the side aspect, plus there is access to the en-suite from here. A door opens into the Office/Reception Room and could form part of a self-contained annex, if desired.



Ground Floor En-Suite

8'6" x 5'6" (2.61m x 1.69m)

Equipped with a bath with a shower over, a pedestal hand basin, and a w.c, this en-suite bathroom offers a window to the rear aspect and a heated towel rail.

First Floor Landing

16'10" x 6'2" (5.14m x 1.88m)

The characterful sweeping banister flows up to the first-floor landing with a stair runner. The spacious landing provides access to the first floor accommodation.

Bedroom One

17'9" into bay x 13'7" (5.43m into bay x 4.16m)

Boasting a variety of features including a bay window to the front aspect, this beautiful double bedroom enjoys downland views to the front as well as ample space for bedroom furniture. There is access to the en-suite from here.

En-Suite Shower Room

8'2" x 6'5" (2.49m x 1.97m)

Equipped with a corner shower cubicle, cabinet with a mounted hand basin, a w.c, and an additional storage cabinet this handy en-suite is naturally lit by a window to the front aspect and is neutrally tiled.

Bedroom Two

13'7" x 12'4" max (4.16m x 3.77m max)

Enjoying wonderful views over Shanklin towards Culver Downs and the sea, this double bedroom offers a range of cabinetry and fitted wardrobes as well as a hand basin to one side. The room also features a characterful fireplace as the focal point of the room.

Bedroom Three

13'5" x 12'2" (4.09m x 3.72m)

Continuing the carpet from the rest of the bedrooms and landing, this double bedroom offers ample space for bedroom furniture and features a window to the front aspect with lovely views.

Bedroom Four

11'11" x 11'10" (3.65m x 3.63m)

Accessed from the landing or bedroom three, this fantastic double bedroom enjoys views over the garden and the downs beyond from the window to the rear aspect.

Family Bathroom

7'2" x 5'11" (2.20m x 1.81m)

Recently updated, this stylish bathroom is equipped with a shower over bath, a pedestal hand basin, and a chrome heated towel rail. The patterned vinyl floor matches with the neutral wall shower panels, and there is an obscure glazed window to the rear aspect. The loft hatch can be found here.

Cloakroom

6'3" x 2'11" (1.91m x 0.91m)

Naturally lit by a window to the side aspect, this handy cloakroom features a w.c and is neutrally decorated.

Garden

Offering an exciting opportunity for the new owners to adapt and landscape their dream garden, this lovely garden offers a large patio space, a shed, raised borders, and a grassed area. There are a new mature palm trees in the garden creating a tropical feel and there is access to the side and front of the house from here.

**Parking**

The property provides driveway parking for up to four vehicles. Additionally, there is unrestricted on road parking available on Furze Hill Road.

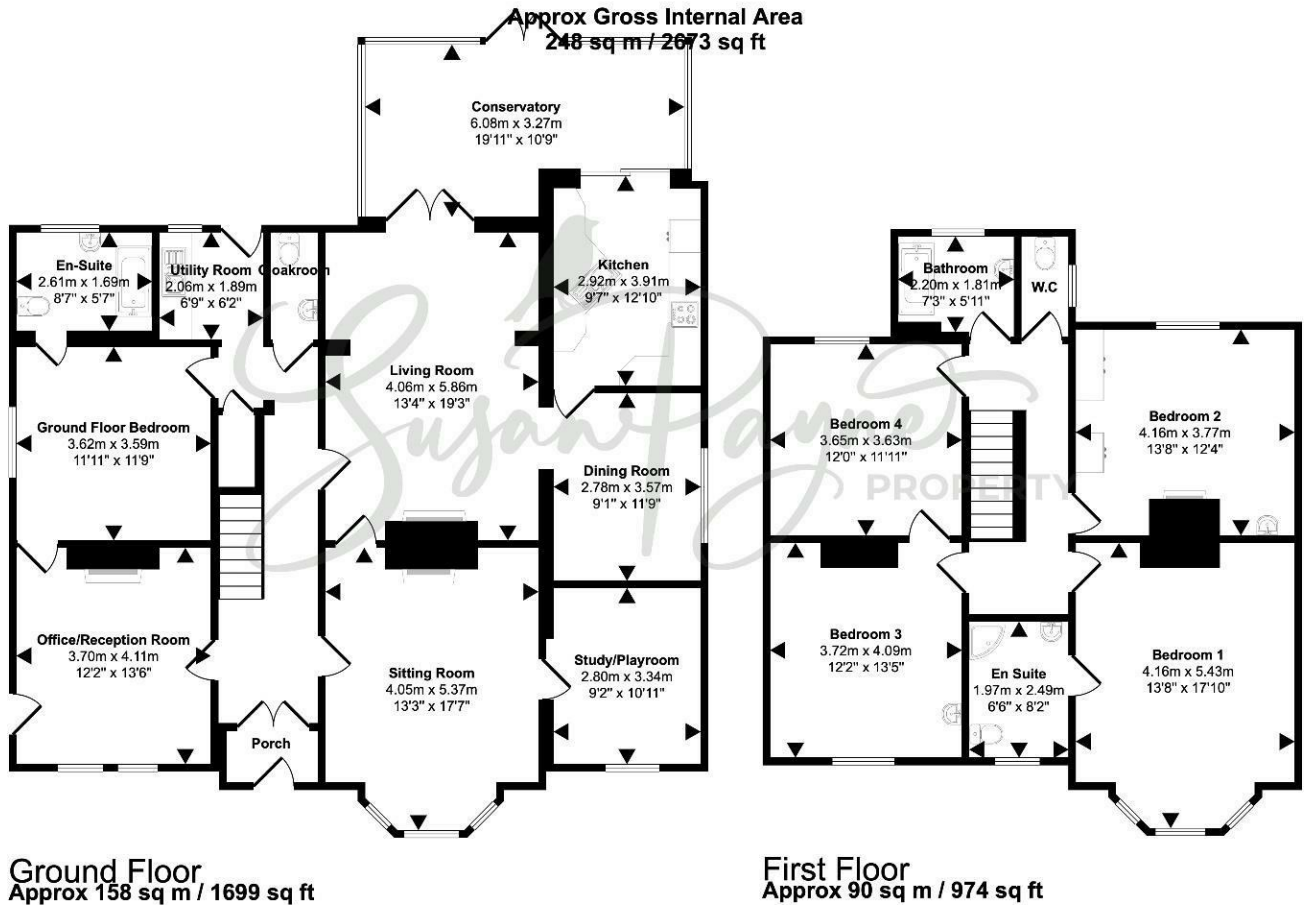
16 Furze Hill Road offers a rare and exciting opportunity to acquire a large five bedroom detached family home with potential to make their own, with driveway parking and a garden. A viewing is highly recommended with the sole agent, Susan Payne Property.

Additional Details

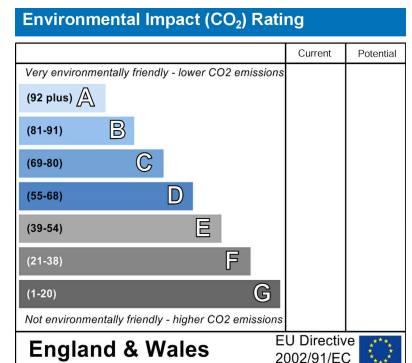
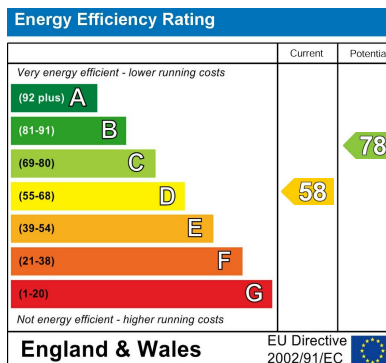
Tenure: Freehold

Council Tax Band: E (approx. £2,875.27 pa – Isle of Wight Council 2024/2024)

Services: Mains water, gas, electricity, and drainage



This floorplan is only for illustrative purposes and is not to scale. Measurements of rooms, doors, windows, and any items are approximate and no responsibility is taken for any error, omission or mis-statement. Icons of items such as bathroom suites are representations only and may not look like the real items. Made with Made Snappy 360.



Agent Notes:

The information provided about this property does not constitute or form part of an offer or contract, nor may it be regarded as representations. All interested parties must verify accuracy and your solicitor must verify tenure/lease information, fixtures and fittings and, where the property has been extended/converted, planning/building regulation consents. All dimensions are approximate and quoted for guidance only and their accuracy cannot be confirmed. Reference to appliances and/or services does not imply that they are necessarily in working order or fit for the purpose. Susan Payne Property Ltd. Company no.10753879.