



Jodrell Road, London, E3

BUTLER & STAG



Forming part of this modern mews development, enjoying an attractive canal side setting on the banks of the Hertford Union Canal, is this three storey, three bedroom, two bathroom Townhouse. Boasting picturesque views of the canal, the property really allows you to fully appreciate the sense of serene living.



Freehold

- Three Storey Townhouse (Mews Development)
- Situated On The Banks Of The Hereford Union Canal
- Three Double Sized Bedrooms
- Allocated Off Street Parking
- Kitchen/Diner
- Two Bathrooms (One En-suite To Principal Bedroom)

This handsome property spans over 1017 Sq/Ft of internal living space. Comprising a spacious reception room (which is full width of the property) with French doors leading to a private patio area, separate modern kitchen/diner and completing the ground floor is a useful under-stair storage area. Ascending to the first floor there is a principle bedroom which boasts a Juliette balcony and en-suite, completing this level is a family sized bathroom. Occupying the top floor are two further double sized bedrooms.

Regius Mews borders the award-winning Victoria Park, one of east London's most spacious alfresco-eating spots, with two lakes, a boating pond, the much loved Pavilion (waterside) café, playgrounds, and a scattering of other Instagram-worthy delights. In close proximity is the renowned Chisenhale Gallery, famous for presenting some of the world's most celebrated artists and not forgetting the Historic Roman Road home to neighbourhood favourites Zealand Cafe, Brixton Pizza, Mae + Harvey and Whole Fresh, which sit alongside the traditional street market, which runs thrice weekly.

Excellent transport links are nearby, including several bus routes into the City, whilst Hackney Wick (Overground) is the closest train station and Bethnal Green underground and Mile End (Central, District and Hammersmith & City) are just about equidistant from the property.

* FREEHOLD
* COUNCIL TAX - BAND E

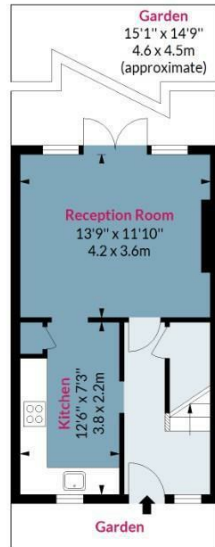




Jodrell Road, E3

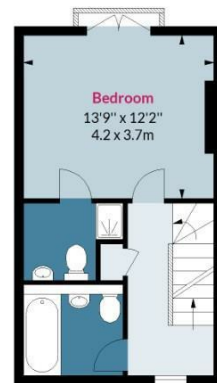
Approx. Gross Internal Area 1017 Sq Ft - 94.48 Sq M

BUTLER & STAG



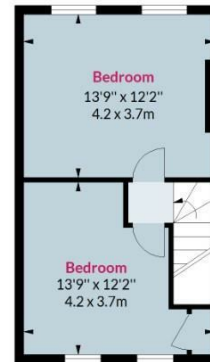
Ground Floor

Floor Area 339 Sq Ft - 31.49 Sq M



First Floor

Floor Area 339 Sq Ft - 31.49 Sq M



Second Floor

Floor Area 339 Sq Ft - 31.49 Sq M



Floor plan is for illustrative purposes only and is not to scale. Every attempt has been made to ensure the accuracy of the floor plan shown, however all measurements, fixtures, fittings and data shown are an approximate interpretation for illustrative purposes only.
lpaplus.com

BUTLER & STAG

☎ 020 8102 1236

🏠 508 Roman Road, Bow, London, E3 5LU

✉ bow@butlerandstag.com

IMPORTANT NOTICE - These particulars have been prepared in good faith and they are not intended to constitute part of an offer or contract. We have not performed a structural survey on this property and the services, appliances and specific fittings have not been tested. All photographs, measurements, floor plans and distances referred to are given as a guide and should not be relied upon.

www.butlerandstag.uk