

- NEW HOME
- Open plan Kitchen/Dining/Living
- Triple Garage with Gym Area
- Council Tax Band TBC / EPC Rating B

- 1 Acre of Grounds
- Two Reception Rooms
- Utility Room & Cloakroom WC

- 5 Bedrooms all En suite
- Home Cinema
- High Specification



A unique opportunity to purchase a luxurious and contemporary, modern mansion with a total floor area of around 8000 sq.ft (inc. garage) set in around 1 acre of landscaped gardens and grounds.

This impressive family home is set over three floors and offers generous, well proportioned, accommodation incorporated high quality fixtures and fittings throughout and features both CCTV and Alarm systems.

Externally, this stunning home is approached along a private driveway with secure electronic gates opening to an extensive parking area and leads to a three car garage with gym space above.

The property is entered through double doors leading into a magnificent, double height, grand entrance hall featuring a bespoke staircase and Cloakroom facilities with separate WC.

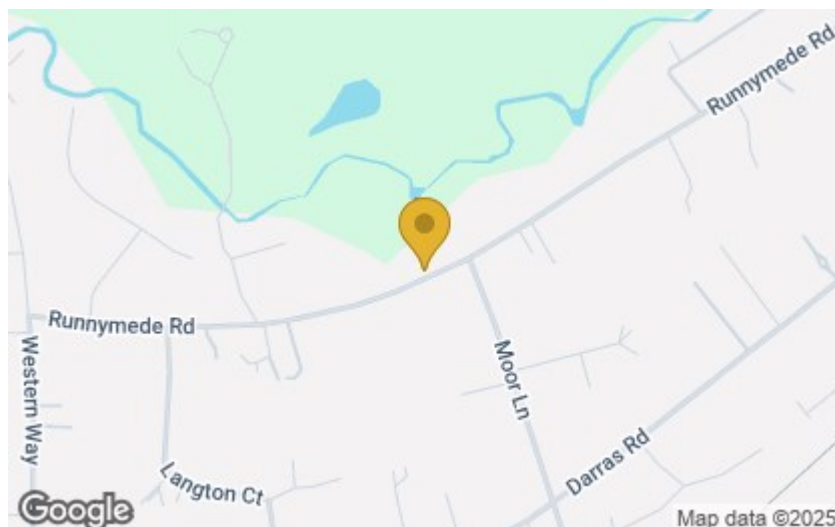


There are two generous reception rooms and a home cinema with seating and entertainment system.

The contemporary kitchen is fitted with Miele appliances, with high quality cabinets, beautiful central island unit and lighting features. The living and dining area has doors to a spacious terrace with view over the rear garden. The kitchen benefits from an adjoining utility/laundry room with door providing access to the garden.

The bespoke staircase leads to the first floor landing and the stunning main bedroom suite with Juliet balcony, two dressing rooms and a luxurious En suite Bathroom featuring a freestanding bath, walk-in shower, vanity units with wash basins and two separate WC's.

Two bedrooms further bedroom suites, one with Juliet balcony and both featuring dressing areas and En suites.

The second floor landing has a useful sitting/study area, and two further bedrooms both with dressing areas and En suites.



Energy Performance: Current B Potential B

Council Tax Band: New Build

Distance from School:

Distance from Metro:

Distance from Village Centre:

*All distances are approximate - for further information, including floorplans and additional photographs please visit our website - [www.goodfellowsestateagents.com](http://www.goodfellowsestateagents.com)*

These particulars or information do not constitute or form part of an offer nor may they be regarded as representative. All interested parties must themselves verify their accuracy. It is not company policy for any gas, oil or electrical appliances to be tested and purchasers must satisfy themselves as to their working order. Measurements are approximate, floor plans are not to scale and are for illustration purposes only.