



## 1 Sopwith Way London

**£900 Per Week**

A spacious and luxurious two double bedroom apartment situated within Cascade Court. Beautifully finished this elegant property features far reaching views of London including the iconic Battersea Power Station development. The apartment comprises of two double bedrooms, two bathrooms (one en suite) and two winter gardens and an open plan kitchen / reception room.

Council Tax Band: Wandsworth - F

Minimum contract: 12 months

Change of contract fee: £50 including VAT

Lift access


Holding Deposit - £900 (1 weeks rent, subject to agreed offer)

Electricity supply – Mains | Cold Water supply – Mains | Sewerage – Mains | Heating– communal | Internet: Fttc

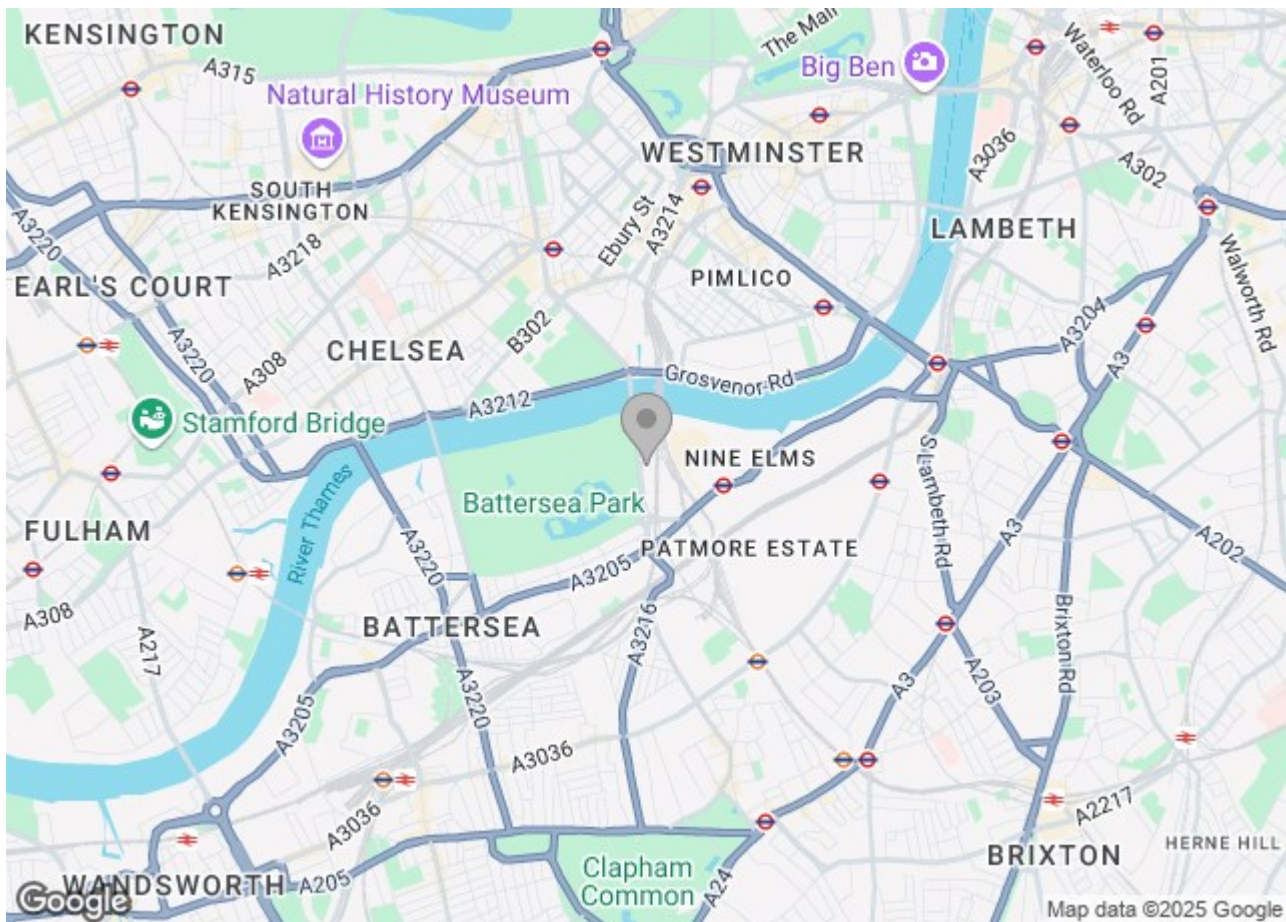
To check broadband and mobile phone coverage please visit Ofcom.

To check planning permission please visit Wandsworth Council Website, Planning & Building Control



# 1 Sopwith Way London



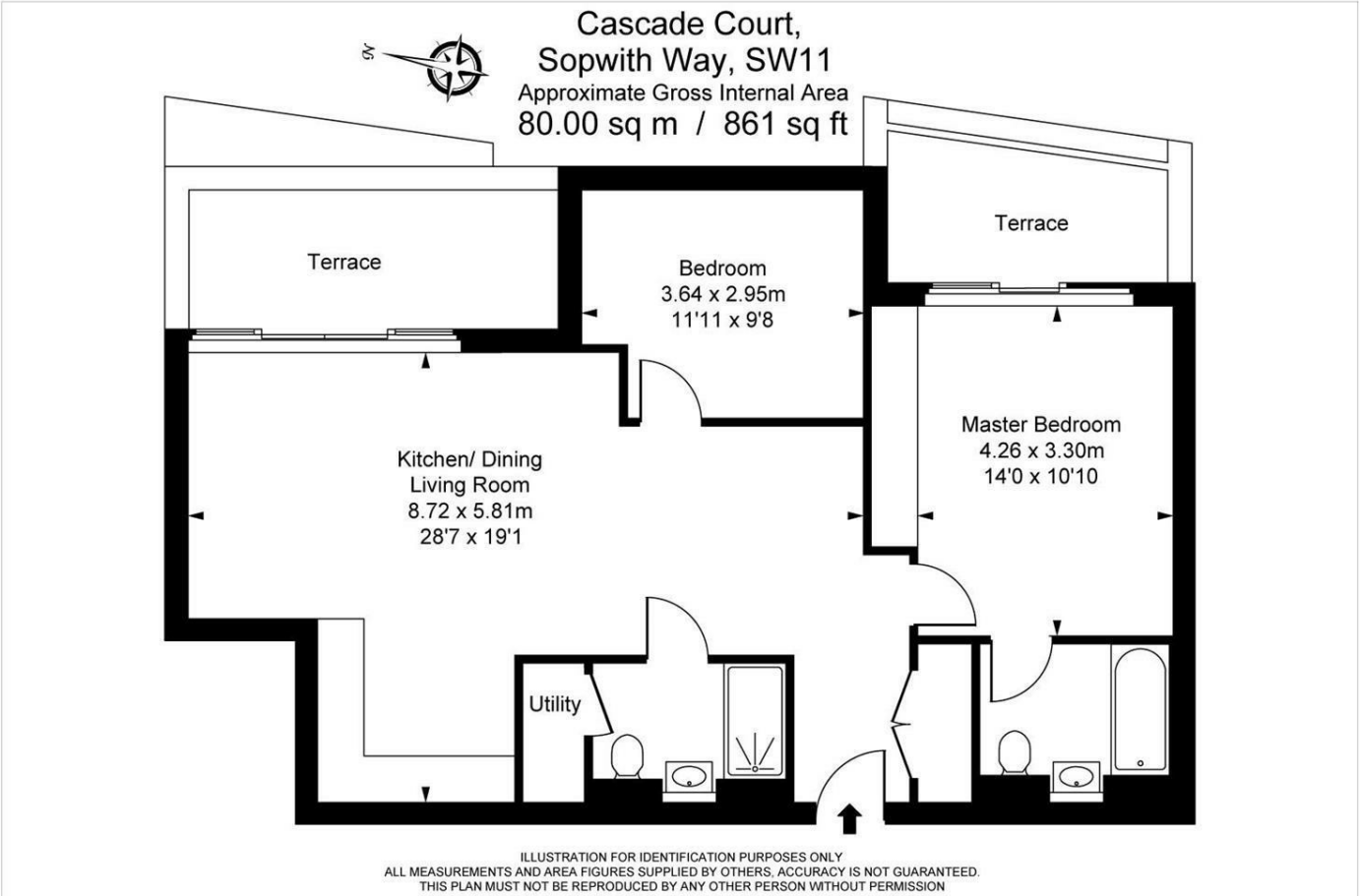
- Two double bedrooms
- Two bathrooms (one en suite)
- Short walk to the River
- 24 Hour concierge
- Residents gym & swimming pool
- Moments to Battersea Park







Floor Plan



These particulars, whilst believed to be accurate are set out as a general outline only for guidance and do not constitute any part of an offer or contract. Intending purchasers should not rely on them as statements of representation of fact, but must satisfy themselves by inspection or otherwise as to their accuracy. No person in this firms employment has the authority to make or give any representation or warranty in respect of the property.

