

Mark Anthony

Estate Agents



23 Hesse Grove, Ewell, KT17 1JS
Offers in excess of £925,000





23 Hesse Grove, Ewell, KT17 1JS

Offers in excess of £925,000

Mark Anthony Estate Agents are pleased to market this spacious and well presented three double bedroom detached family home located in a private road on the edge of Ewell Village. The location is ideal for Village life with its excellent local shops and restaurants. There is a choice of either Ewell West or East Mainline stations to London as well as bus routes to Epsom or Kingston. The location is also ideal Glyn, Rosebery and Ewell Grove Schools.

The accommodation comprises of a welcoming reception hall with Oak flooring which is theme to most of the ground floor leading to a sitting room with log burner fireplace, study, utility room and downstairs W.C. One of the main features of the ground floor accommodation is the gorgeous open plan kitchen diner with a vaulted ceiling and arched window looking over the rear garden. The kitchen is fitted with Shaker style units and granite works surfaces.

On the first floor there are three double bedrooms with either built in wardrobes or storage. There is also a wet room style family bathroom with white suite.

The property also features double glazing, gas radiator heating and a 80 ft mature garden with a decked terrace area, BBQ and a detached garden cabin with bar and office, which is a great space for entertaining.

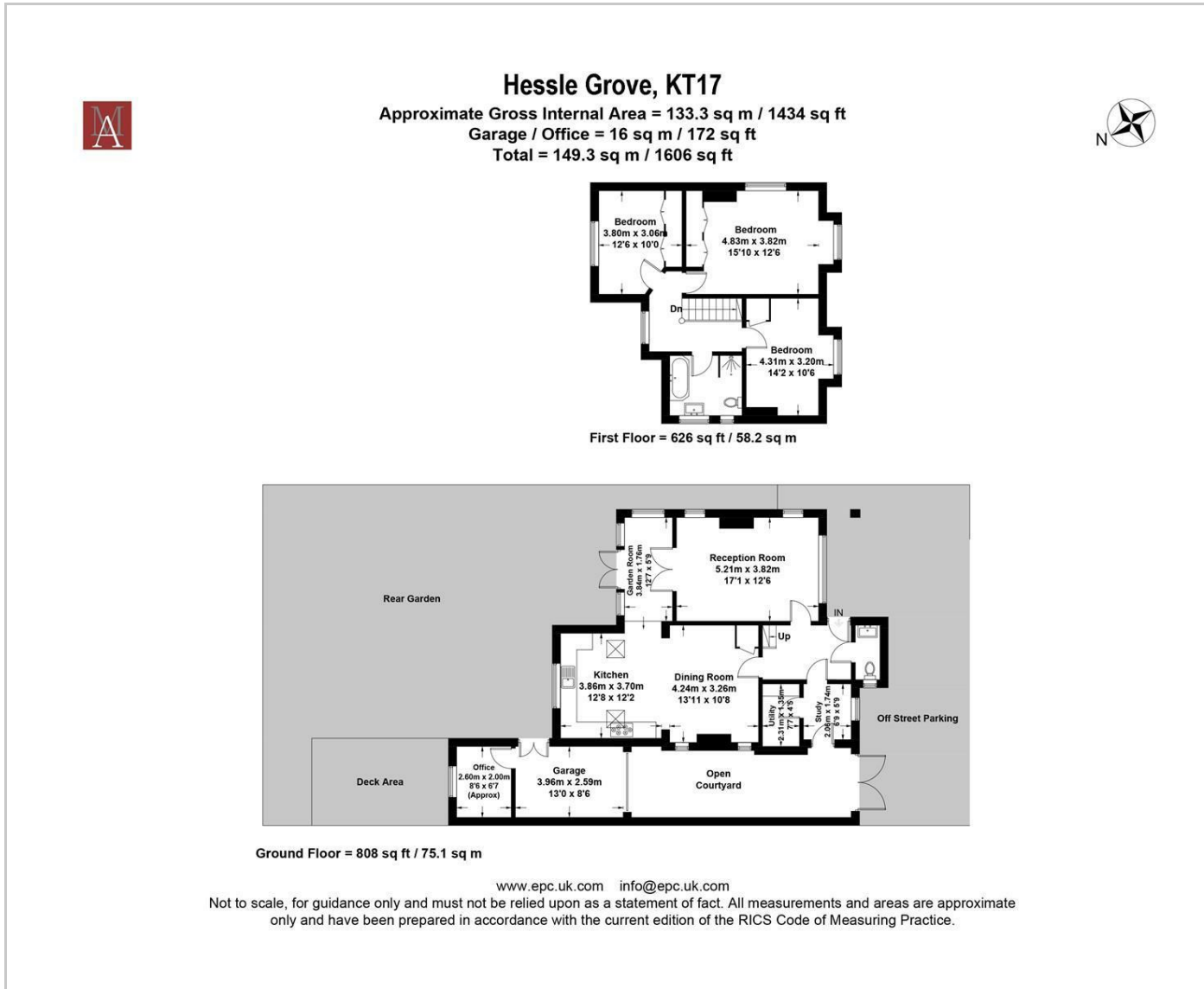
There is also off street parking leading to an enclosed yard, garage and workshop.

Viewing is highly recommended to appreciate all that this wonderful family home situated in private road.

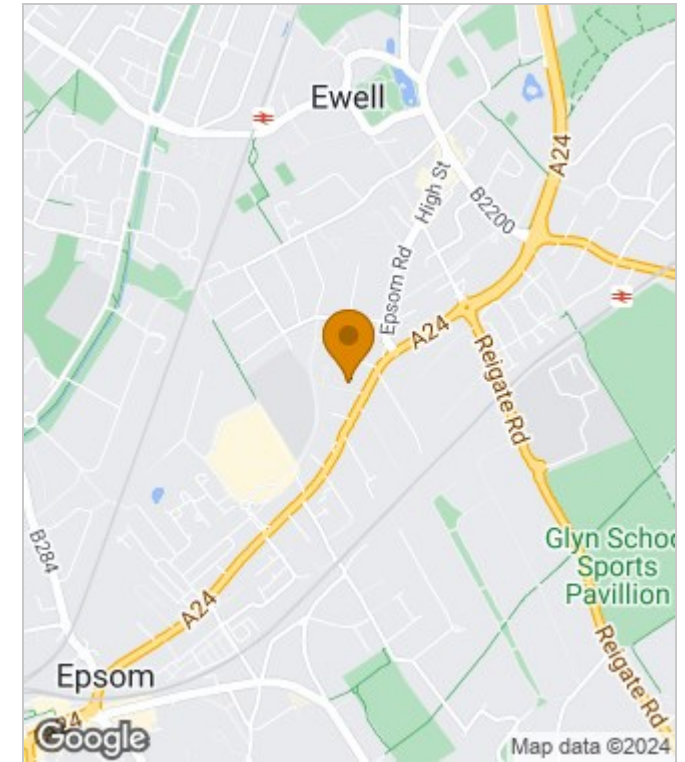
- Viewings from Saturday 23rd March
- Spacious and well presented three bedroom detached home
- Located in a private road on the edge of Ewell Village
- Choice of either Ewell West or East Mainline stations
- Ideal location for Glyn, Rosebery and Ewell Grove Schools
- Open plan kitchen diner with a vaulted ceiling and arched window
- Sitting room with a log burning fireplace
- Wet room style bathroom with white suite
- A 80ft loved, enjoyed and cared for rear garden with a detached garden cabin with bar and office.
- Epc Rating D



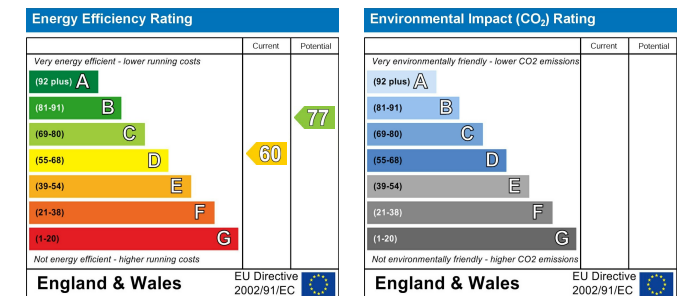
Floor Plans



Area Map



Energy Performance Graph



These particulars, whilst believed to be accurate are set out as a general outline only for guidance and do not constitute any part of an offer or contract. Intending purchasers should not rely on them as statements of representation of fact, but must satisfy themselves by inspection or otherwise as to their accuracy. No person in this firm's employment has the authority to make or give any representation or warranty in respect of the property.