

Mark Anthony

Estate Agents



Mark Anthony
Estate Agents
FOR SALE
020 8393 7275
markanthonyestateagents.co.uk

109 Meadowview Road, West Ewell, KT19 9TT
£725,000

 4  2  2  D



109 Meadowview Road, West Ewell, KT19 9TT

£725,000

Mark Anthony Estate Agents are pleased to market this extended, four bedroom semi detached family home located in West Ewell. The property is situated within one of the most highly regarded residential roads in West Ewell; it is ideally located for local shops, schools and Ewell West Mainline station with direct services to London Waterloo.

The property is a few minutes walk from the Hogsmill Nature Reserve and new wetlands, ideal for families and dog owners.

The accommodation comprises of a welcoming reception hall with stained glass windows and wood flooring which is a theme throughout the majority of the ground floor. The front aspect reception has a deep bay window and a log burning fireplace for those cosy nights in. To the rear of the property there is family room which is open plan to a newly installed modern kitchen/breakfast room with fitted units, Quartz work surfaces and integrated appliances. There is also a downstairs W.C.

On the first floor there are two double bedrooms; a single bedroom being used as a study; a good size family bathroom with a roll top bath and separate shower cubicle.


On the second floor, there is a further double bedroom with a walk in dressing room and ensuite shower room.

Outside the 75 ft Westerly aspect enclosed rear garden has been landscaped to include a raised decked terrace, artificial grass, summerhouse and large storage shed combined workshop with power and light. Viewing is recommended to appreciate this fabulous family home.

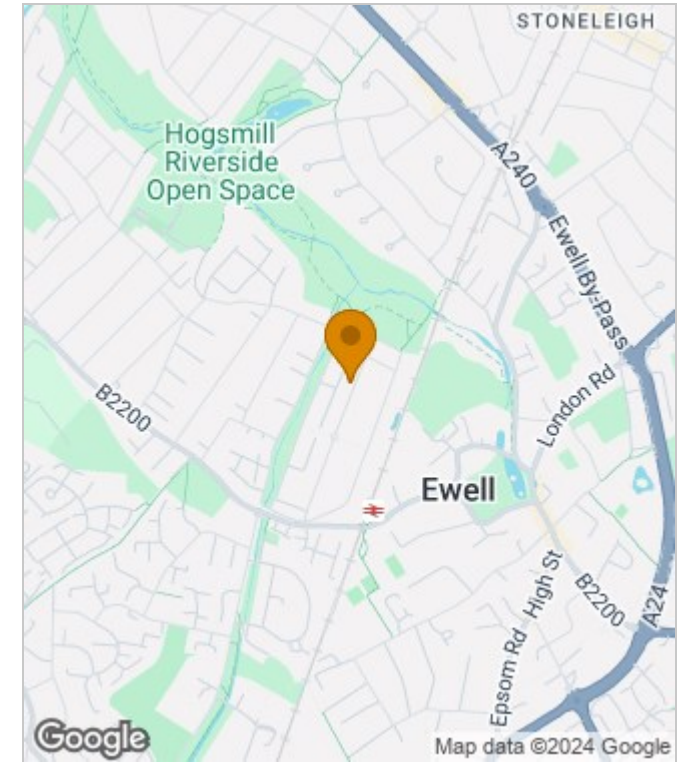
- Viewing highly recommended
- Extended home situated on a highly regarded road in West Ewell
- Four bedrooms, dressing room and two bathrooms
- Ideal for Ewell West Mainline station with direct services to London Waterloo
- Welcoming reception hall with stained glass windows
- Sitting room with log burner
- Open plan family / kitchen breakfast room (newly Fitted)
- Downstairs W.C
- 75 ft landscaped Westerly aspect rear garden
- EPC rating : D



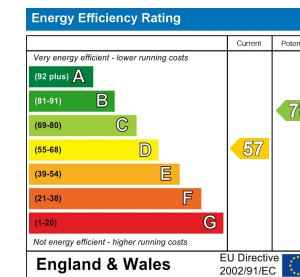
Floor Plans



Area Map



Energy Performance Graph



These particulars, whilst believed to be accurate are set out as a general outline only for guidance and do not constitute any part of an offer or contract. Intending purchasers should not rely on them as statements of representation of fact, but must satisfy themselves by inspection or otherwise as to their accuracy. No person in this firm's employment has the authority to make or give any representation or warranty in respect of the property.