



Northfield View

STOWMARKET, SUFFOLK

A stunning collection of two, three and four bedroom homes, in the beautiful Suffolk countryside.


Taylor
Wimpey

Contents


→ **Welcome to Northfield View**



→ **Personalise your home**



→ **Included as standard**



→ **Our homes**



→ **Ways to buy**



→ **Take your next step**



Welcome to Northfield View

Nestled in the heart of the Suffolk countryside, Northfield View is situated in the welcoming community of Stowmarket.

The development is surrounded by plenty of green open space. The homes have modern designs and interior layouts to suit a variety of needs.



[→ View the site plan](#)

Love town life

Located on the outskirts of the market town of Stowmarket, with its connections to Cambridge, Ipswich and London, Northfield View has everything at hand for you and your family.

With good shopping, entertainment, leisure and sport, together with local schooling and a busy community all within walking distance - these homes are perfect for everyone.

Local countryside



Stowmarket Town Market



Helmingham Hall Gardens



[Watch development video](#)



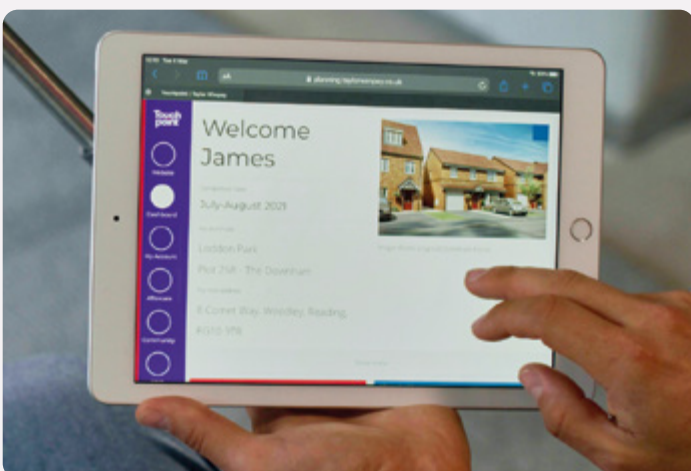
Personalise your home

A new Taylor Wimpey home is a blank canvas, ready for you to put your stamp on even before you move in. You can choose from a range of high quality options for your kitchen, bedroom and bathroom to suit your taste – and all from the comfort of your sofa. We offer dark and light kitchen units and patterned or plain tiles for your bathroom, so whatever your preferred style we've got you covered.

Using our innovative Options Online tool, you can visualise your new home room-by-room and customise each as you go. You can also choose your options with the help of your Sales Executive if you'd prefer.

Our customers have created some fantastic spaces in their homes and you can get inspiration from their choices by following us on Instagram. You can also check out a host of interior design tips on our website.

[→ Find out more](#)



Options availability is subject to build stage of plots and options won't be available if plots have reached a certain build stage. Please contact the Sales Executive for further information.

Included as standard

From the external features to the finishing touches, every detail of our homes is designed with our customers in mind.

While you'll have the choice to upgrade some of our standard offerings, all of our houses are fitted with a range of high quality features at no extra cost to you.

You'll find a complete list of all items that come as standard in your house below.



Kitchens

All of our kitchens are fitted with beautiful units and worktops, and you can choose your preferred style and colour to create your perfect cooking and entertaining space.

A range of accessories including stylish splashbacks give your kitchen a clean, contemporary finish. You'll get a modern, energy-efficient oven with built-in gas hob, an integrated hood and extractor fan too.

Utility rooms*

If your home has a utility room, units will be fitted to match your chosen kitchen style.



Bathrooms, en suites* and shower rooms*

Modern white sanitaryware, including toilet, basin and bath with chrome Ideal Standard taps, give your main bathroom a clean look. The same sanitaryware is fitted in en suites and shower rooms, which also benefit from an Aqualisa shower and glass enclosure.

For a distinct look, we offer a varied range of Porcelanosa ceramic wall tiles for you to choose[†] from to make your bathroom and en suite stand out from the crowd.



Garden*

The outside of your home is just as carefully considered as the inside. You'll get a fully turfed and landscaped front garden. The back garden includes a slabbed area and your privacy is protected by a garden fence.



All of the specification listed is included in our houses as standard. For the specification included in our apartments, please see the separate apartment specification list. Standard specifications are correct at time of going to print, but are subject to change without notice. Please contact the Sales Executive for further information.
* = Where applicable. † = Options, upgrades and colour choices are available subject to stage of construction.

Our homes

→ 2 bedroom homes



→ 3 bedroom homes



→ 4 bedroom homes



→ [View the site plan](#)



The Canford

2 BEDROOM HOME, TOTAL 676 sq ft / 62.80m²



GROUND FLOOR

Kitchen

3.02m × 1.85m 9'11" × 6'1"

Living/Dining Area max.

4.73m × 3.98m 15'6" × 13'1"



FIRST FLOOR

Bedroom 1

3.08m × 2.94m 10'1" × 9'8"

Bedroom 2

3.98m max. × 2.56m 13'1" max. × 8'5"



[Discover more about this home](#)



[View our current availability](#)

The floor plans depict a typical layout of this house type. For exact plot specification, details of external and internal finishes, dimensions and floor plan differences consult your Sales Executive. All dimensions are + or - 50mm and floor plans are not shown to scale. The kitchen layout and furniture positions are for indicative purposes only. The computer generated image is for illustrative purposes only and it is from an imaginary viewpoint within an open space area. Its purpose is to give a feel for the development, not an accurate description of each property. The illustration shows a typical Taylor Wimpey home of this type, but there are, however, variances from site to site. External materials, finishes, landscaping and the position of garages (where provided) may vary throughout the development. Properties may also be built handed (mirror image). Images may include optional upgrades at an additional cost. Please ask for further details. Please speak to our sales executives regarding the tenure of our new homes. 54119 / August 2024.



The Yewdale

3 BEDROOM HOME, TOTAL 917 sq ft / 85.19m²



GROUND FLOOR

Kitchen/Dining Area

5.10m × 2.95m 16'9" × 9'8"

Living Room

5.10m × 3.02m 16'9" × 9'11"



FIRST FLOOR

Bedroom 1

3.81m × 3.08m 12'6" × 10'11"

Bedroom 2

2.95m × 2.86m 9'8" × 9'5"

Bedroom 3

2.95m × 2.15m 9'8" × 7'1"

[→ Discover more about this home](#)

[→ View our current availability](#)

The floor plans depict a typical layout of this house type. For exact plot specification, details of external and internal finishes, dimensions and floor plan differences consult your Sales Executive. All dimensions are + or - 50mm and floor plans are not shown to scale. The kitchen layout and furniture positions are for indicative purposes only. The computer generated image is for illustrative purposes only and it is from an imaginary viewpoint within an open space area. Its purpose is to give a feel for the development, not an accurate description of each property. The illustration shows a typical Taylor Wimpey home of this type, but there are, however, variances from site to site. External materials, finishes, landscaping and the position of garages (where provided) may vary throughout the development. Properties may also be built handed (mirror image). Images may include optional upgrades at an additional cost. Please ask for further details. Please speak to our sales executives regarding the tenure of our new homes. 54119 / August 2024.



The Easedale

3 BEDROOM HOME, TOTAL 917 sq ft / 85.19m²



GROUND FLOOR

Kitchen/Dining Area

5.10m × 2.95m 16'9" × 9'8"

Living Room

5.10m × 3.02m 16'9" × 9'11"



FIRST FLOOR

Bedroom 1

3.81m × 3.08m 12'6" × 10'1"

Bedroom 2

2.95m × 2.86m 9'8" × 9'5"

Bedroom 3

2.95m × 2.15m 9'8" × 7'1"



[Discover more about this home](#)



[View our current availability](#)

The floor plans depict a typical layout of this house type. For exact plot specification, details of external and internal finishes, dimensions and floor plan differences consult your Sales Executive. All dimensions are + or - 50mm and floor plans are not shown to scale. The kitchen layout and furniture positions are for indicative purposes only. The computer generated image is for illustrative purposes only and it is from an imaginary viewpoint within an open space area. Its purpose is to give a feel for the development, not an accurate description of each property. The illustration shows a typical Taylor Wimpey home of this type, but there are, however, variances from site to site. External materials, finishes, landscaping and the position of garages (where provided) may vary throughout the development. Properties may also be built handed (mirror image). Images may include optional upgrades at an additional cost. Please ask for further details. Please speak to our sales executives regarding the tenure of our new homes. 54119 / August 2024.



The Braxton

3 BEDROOM HOME, TOTAL 1,070 sq ft / 99.40m²



GROUND FLOOR

Kitchen/Dining Area

4.25m × 3.43m max.
14'0" × 11'3" max.

Living Room

4.19m max. × 2.44m min.
13'9" max. × 8'0" min.



FIRST FLOOR

Bedroom 2 max.

4.25m × 2.82m 14'0" × 9'3"

Bedroom 3

3.59m × 2.11m 11'10" × 6'11"



SECOND FLOOR

Bedroom 1

6.64m max. × 2.76m min.
21'10" max. × 9'1" min.



[Discover more about this home](#)



[View our current availability](#)

The floor plans depict a typical layout of this house type. For exact plot specification, details of external and internal finishes, dimensions and floor plan differences consult your Sales Executive. All dimensions are + or - 50mm and floor plans are not shown to scale. The kitchen layout and furniture positions are for indicative purposes only. The computer generated image is for illustrative purposes only and it is from an imaginary viewpoint within an open space area. Its purpose is to give a feel for the development, not an accurate description of each property. The illustration shows a typical Taylor Wimpey home of this type, but there are, however, variances from site to site. External materials, finishes, landscaping and the position of garages (where provided) may vary throughout the development. Properties may also be built handed (mirror image). Images may include optional upgrades at an additional cost. Please ask for further details. Please speak to our sales executives regarding the tenure of our new homes. 54119 / August 2024.



The Braxton Special

3 BEDROOM HOME, TOTAL 1,092 sq. ft. / 101.45 sq. m.



GROUND FLOOR

Living Room

4.72m x 2.44m min.
15'6" x 8'0" min.

Kitchen/Dining Area

4.25m x 2.71m 14'0" x 8'11"



FIRST FLOOR

Bedroom 2

4.25m x 2.82m min.
14'0" x 9'3" min.

Bedroom 3

3.59m x 2.11m 11'10" x 6'11"



SECOND FLOOR

Bedroom 1

6.27m max x 2.75m min.
20'7" max x 9'0" min.

[→ Discover more about this development](#)

[→ View our current availability](#)

The floor plans depict a typical layout of this house type. For exact plot specification, details of external and internal finishes, dimensions and floor plan differences consult your Sales Executive. All dimensions are + or - 50mm and floor plans are not shown to scale. The kitchen layout and furniture positions are for indicative purposes only. The computer generated image is for illustrative purposes only and it is from an imaginary viewpoint within an open space area. Its purpose is to give a feel for the development, not an accurate description of each property. The illustration shows a typical Taylor Wimpey home of this type, but there are, however, variances from site to site. External materials, finishes, landscaping and the position of garages (where provided) may vary throughout the development. Properties may also be built handed (mirror image). Images may include optional upgrades at an additional cost. Please ask for further details. Please speak to our sales executives regarding the tenure of our new homes. 54119 / August 2024.



The Gosford

3 BEDROOM HOME, TOTAL 852 sq ft / 79.15m²



GROUND FLOOR

Kitchen/Dining Area

4.72m × 2.87m 15'6" × 9'5"

Living Room max.

4.26m × 3.69m 14'0" × 12'1"



FIRST FLOOR

Bedroom 1 min.

2.96m × 2.83m 9'9" × 9'4"

Bedroom 2

3.30m × 2.63m 10'10" × 8'8"

Bedroom 3

3.55m × 2.00m 11'8" × 6'7"

[→ Discover more about this home](#)

[→ View our current availability](#)

The floor plans depict a typical layout of this house type. For exact plot specification, details of external and internal finishes, dimensions and floor plan differences consult your Sales Executive. All dimensions are + or - 50mm and floor plans are not shown to scale. The kitchen layout and furniture positions are for indicative purposes only. The computer generated image is for illustrative purposes only and it is from an imaginary viewpoint within an open space area. Its purpose is to give a feel for the development, not an accurate description of each property. The illustration shows a typical Taylor Wimpey home of this type, but there are, however, variances from site to site. External materials, finishes, landscaping and the position of garages (where provided) may vary throughout the development. Properties may also be built handed (mirror image). Images may include optional upgrades at an additional cost. Please ask for further details. Please speak to our sales executives regarding the tenure of our new homes. 54119 / August 2024.



The Manford

4 BEDROOM HOME, TOTAL 1,368 sq ft / 127.09m²



GROUND FLOOR

Kitchen/Dining Area

8.11m × 3.26m max. 26'7" × 10'9" max

Living Room

4.74m × 3.88m 15'7" × 12'9"

Study

2.61m × 2.10m 8'7" × 6'11"



FIRST FLOOR

Bedroom 1

3.88m max. × 3.71m 12'9" max. × 12'2"

Bedroom 2

4.02m × 3.09m max. 13'2" × 10'2" max.

Bedroom 3 max.

3.66m × 3.03m 12'0" × 10'0"

Bedroom 4 max.

3.97m × 2.75m 13'0" × 9'0"



[Discover more about this home](#)



[View our current availability](#)

The floor plans depict a typical layout of this house type. For exact plot specification, details of external and internal finishes, dimensions and floor plan differences consult your Sales Executive. All dimensions are + or - 50mm and floor plans are not shown to scale. The kitchen layout and furniture positions are for indicative purposes only. The computer generated image is for illustrative purposes only and it is from an imaginary viewpoint within an open space area. Its purpose is to give a feel for the development, not an accurate description of each property. The illustration shows a typical Taylor Wimpey home of this type, but there are, however, variances from site to site. External materials, finishes, landscaping and the position of garages (where provided) may vary throughout the development. Properties may also be built handed (mirror image). Images may include optional upgrades at an additional cost. Please ask for further details. Please speak to our sales executives regarding the tenure of our new homes. 54119 / August 2024.



The Marford

4 BEDROOM HOME, TOTAL 1,546 sq ft / 143.62m²



GROUND FLOOR

Kitchen

4.79m × 3.32m 15'9" × 10'11"

Dining Room

3.91m × 3.26m 12'10" × 10'8"

Living Room

4.74m × 3.91m 15'7" × 12'10"

Family Room/Study

3.04m × 2.66m 10'0" × 8'9"



FIRST FLOOR

Bedroom 1

4.91m × 3.64m max. 16'2" × 12'0" max.

Bedroom 2

4.00m × 3.32m 13'2" × 10'11"

Bedroom 3 max.

4.72m × 3.23m 15'6" × 10'7"

Bedroom 4

3.81m × 2.55m 12'6" × 8'4"



[Discover more about this home](#)



[View our current availability](#)

The floor plans depict a typical layout of this house type. For exact plot specification, details of external and internal finishes, dimensions and floor plan differences consult your Sales Executive. All dimensions are + or - 50mm and floor plans are not shown to scale. The kitchen layout and furniture positions are for indicative purposes only. The computer generated image is for illustrative purposes only and it is from an imaginary viewpoint within an open space area. Its purpose is to give a feel for the development, not an accurate description of each property. The illustration shows a typical Taylor Wimpey home of this type, but there are, however, variances from site to site. External materials, finishes, landscaping and the position of garages (where provided) may vary throughout the development. Properties may also be built handed (mirror image). Images may include optional upgrades at an additional cost. Please ask for further details. Please speak to our sales executives regarding the tenure of our new homes. 54119 / August 2024.



The Midford

4 BEDROOM HOME, TOTAL 1,153 sq ft / 107.11m²



GROUND FLOOR

Kitchen/Dining Area

5.71m × 3.38m 18'9" × 11'1"

Living Room

4.38m × 3.62m 14'5" × 11'11"



FIRST FLOOR

Bedroom 1

3.61m × 3.27m 11'10" × 10'9"

Bedroom 2

3.53m × 2.81m 11'7" × 9'3"

Bedroom 3

2.81m × 2.52m min. 9'3" × 8'3" min.

Bedroom 4

2.35m × 2.23m 7'9" × 7'4"



[Discover more about this home](#)



[View our current availability](#)

The floor plans depict a typical layout of this house type. For exact plot specification, details of external and internal finishes, dimensions and floor plan differences consult your Sales Executive. All dimensions are + or - 50mm and floor plans are not shown to scale. The kitchen layout and furniture positions are for indicative purposes only. The computer generated image is for illustrative purposes only and it is from an imaginary viewpoint within an open space area. Its purpose is to give a feel for the development, not an accurate description of each property. The illustration shows a typical Taylor Wimpey home of this type, but there are, however, variances from site to site. External materials, finishes, landscaping and the position of garages (where provided) may vary throughout the development. Properties may also be built handed (mirror image). Images may include optional upgrades at an additional cost. Please ask for further details. Please speak to our sales executives regarding the tenure of our new homes. 54119 / August 2024.



The Rosedale

4 BEDROOM HOME, TOTAL 1,226 sq ft / 113.89m²



GROUND FLOOR

Kitchen/Dining Area

6.09m x 3.58m max. 20'0" x 11'9" max.

Living Room

6.09m x 3.46m 20'0" x 11'4"



FIRST FLOOR

Bedroom 1

3.74m max. x 3.52m 12'4" max. x 11'7"

Bedroom 2

3.64m x 2.95m 11'11" x 9'8"

Bedroom 3

3.05m x 2.51m 10'0" x 8'3"

Bedroom 4

3.54m x 2.25m 11'7" x 7'5"



**Discover more about
this development**



View our current availability

The floor plans depict a typical layout of this house type. For exact plot specification, details of external and internal finishes, dimensions and floor plan differences consult your Sales Executive. All dimensions are + or - 50mm and floor plans are not shown to scale. The kitchen layout and furniture positions are for indicative purposes only. The computer generated image is for illustrative purposes only and it is from an imaginary viewpoint within an open space area. Its purpose is to give a feel for the development, not an accurate description of each property. The illustration shows a typical Taylor Wimpey home of this type, but there are, however, variances from site to site. External materials, finishes, landscaping and the position of garages (where provided) may vary throughout the development. Properties may also be built handed (mirror image). Images may include optional upgrades at an additional cost. Please ask for further details. Please speak to our sales executives regarding the tenure of our new homes. 54119 / August 2024.



The Trusdale

4 BEDROOM HOME, TOTAL 1,226 sq ft / 113.89m²



GROUND FLOOR

Kitchen/Dining Area

6.09m x 3.58m max. 20'0" x 11'9" max.

Living Room

6.09m x 3.46m 20'0" x 11'4"



FIRST FLOOR

Bedroom 1

3.74m max. x 3.52m 12'4" max. x 11'7"

Bedroom 2

3.64m x 2.95m 11'11" x 9'8"

Bedroom 3

3.05m x 2.51m 10'0" x 8'3"

Bedroom 4

3.54m x 2.25m 11'7" x 7'5"



[Discover more about this home](#)



[View our current availability](#)

The floor plans depict a typical layout of this house type. For exact plot specification, details of external and internal finishes, dimensions and floor plan differences consult your Sales Executive. All dimensions are + or - 50mm and floor plans are not shown to scale. The kitchen layout and furniture positions are for indicative purposes only. The computer generated image is for illustrative purposes only and it is from an imaginary viewpoint within an open space area. Its purpose is to give a feel for the development, not an accurate description of each property. The illustration shows a typical Taylor Wimpey home of this type, but there are, however, variances from site to site. External materials, finishes, landscaping and the position of garages (where provided) may vary throughout the development. Properties may also be built handed (mirror image). Images may include optional upgrades at an additional cost. Please ask for further details. Please speak to our sales executives regarding the tenure of our new homes. 54119 / August 2024.



The Waysdale

4 BEDROOM HOME, TOTAL 1,525 sq ft / 141.67m²



GROUND FLOOR

Kitchen/Breakfast/Family Area

6.82m × 3.50m 22'5" × 11'6"

Dining Room

3.05m × 2.89m 10'0" × 9'6"

Living Room

4.62m × 4.47m 15'2" × 14'8"



FIRST FLOOR

Bedroom 1

3.77m min. × 3.50m max. 12'5" min. × 11'6" max.

Bedroom 2

4.62m × 2.95m 15'2" × 9'8"

Bedroom 3

3.05m × 2.89m 10'0" × 9'6"

Bedroom 4 max.

3.54m × 2.78m 11'8" × 9'2"



**Discover more about
this development**



View our current availability

The floor plans depict a typical layout of this house type. For exact plot specification, details of external and internal finishes, dimensions and floor plan differences consult your Sales Executive. All dimensions are + or - 50mm and floor plans are not shown to scale. The kitchen layout and furniture positions are for indicative purposes only. The computer generated image is for illustrative purposes only and it is from an imaginary viewpoint within an open space area. Its purpose is to give a feel for the development, not an accurate description of each property. The illustration shows a typical Taylor Wimpey home of this type, but there are, however, variances from site to site. External materials, finishes, landscaping and the position of garages (where provided) may vary throughout the development. Properties may also be built handed (mirror image). Images may include optional upgrades at an additional cost. Please ask for further details. Please speak to our sales executives regarding the tenure of our new homes. 54119 / August 2024.

Ways to buy

Everyone knows buying a new home is an exciting time. But it can be a stressful one too, which is why our Sales Executives and Customer Relations Managers are there to help every step of the way, from your initial enquiry right through to opening the front door of your new home for the first time.



First time buyer?

→ Here's how we can help

Existing home owner?

→ Here's how we can help



Please speak to your Sales Executive for further details.

Take your next step



Find your dream home on our website.



Book an appointment to view our show homes.



Take a virtual tour of our homes from the comfort of your sofa.



Have your questions answered by calling our sales executives on **01449 360 305**.



Find out how we can get you moving with our buying schemes.



[Book an appointment](#)



[How to buy a home](#)



NORTHFIELD VIEW Brooke Way, Stowmarket, Suffolk IP14 1UH

CONTACT US ON 01449 360 305

Taylor Wimpey