

BRUNTON

RESIDENTIAL



GREVILLE GARDENS, GREAT PARK, NE13 9

£375,000

BRUNTON

RESIDENTIAL





BRUNTON

RESIDENTIAL



BRUNTON

RESIDENTIAL



EXTENDED TO REAR – NEW KITCHEN AND BATHROOMS - STUNNING GARDENS
Brunton Residential are delighted to offer to the market this four bedroom, three bathroom home located on Greville Gardens in Great Park. Situated close to local amenities, schools and parks, this already popular build type has been extended to the rear to offer a substantial family home.

BRUNTON

RESIDENTIAL



BRUNTON

RESIDENTIAL

Accommodation briefly comprises of; entrance hall with WC and understairs storage, a spacious lounge includes a bay window to front. Positioned to the rear of the property is an extended family kitchen with access to the utility room. The kitchen itself has a range of wall and floor units with coordinated work surfaces. Fitted appliances includes an AEG oven with warming drawer, AEG combi oven, and Dishwasher. The extension provides an additional family space which includes feature LED pelmet lighting along with a picture window and a large sliding door providing access to the rear gardens while Velux style windows provide additional natural light.

On the first floor is one of two master bedrooms, it includes an en-suite shower room and Juliette balcony. There are two further bedrooms and a recently replaced family bathroom with black accents and floor to ceiling tiles. On the top floor is the second master suite, also with en-suite shower room and large store which could be utilised as a wardrobe.

Externally to the front is a lawned garden with planted lavender border while a double width driveway provides off street parking and access to the garage with electric roller door. To the rear is a fantastic garden area with a range of lawned, gravelled & sandstone patio area while a decked area features a recently built pergola.



BRUNTON

RESIDENTIAL

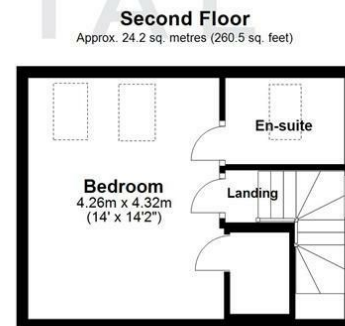
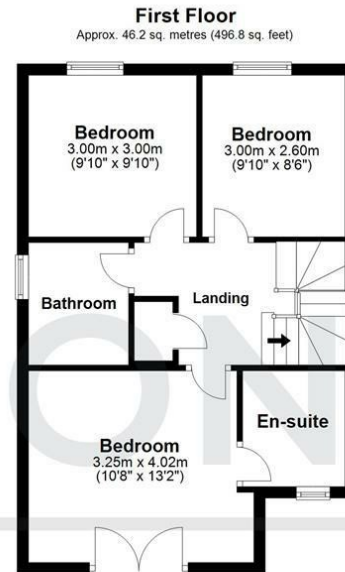

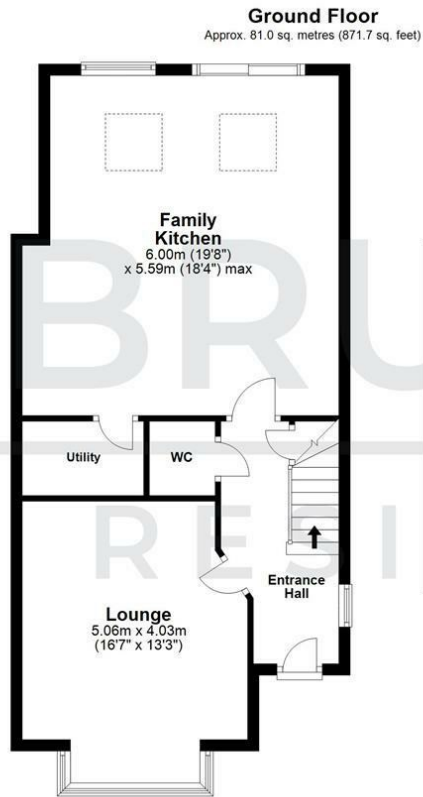
TENURE : Freehold

LOCAL AUTHORITY :

COUNCIL TAX BAND : E

EPC RATING : C

SERVICES :



Total area: approx. 151.3 sq. metres (1629.0 sq. feet)

All measurements are approximate and are for illustration only.
Plan produced using PlanUp.

