



2 Bedroom  
Dartmouth Road, NW2

 **Portland**  
Trusted, every step of the way

£2,000 PCM



Occupying the first floor within a period conversion, we present a RECENTLY REFURBISHED property to rent. Enjoying TWO DOUBLE Bedrooms with en-suite shower to master, separate family bathroom with tub, a large reception and separate modern kitchen. The flat has been maintained to a very high standard and situated in a prestigious, tree lined avenue. This lovely flat is located just 0.2 miles from the Zone 2 Jubilee Line Station at Kilburn and has a huge range of shops, cafes and eateries available nearby with commercial Kilburn High Rd commencing at the station and extending towards St Johns Wood and beyond to Central London. This lovely flat is offered PART-FURNISHED/FURNISHED and is AVAILABLE IMMEDIATELY.

- TWO DOUBLE BEDROOMS
- EN-SUITE to MASTER
- Prime Location
- Excellent Decor
- Gas Central Heating
- Close to Kilburn Station
- EPC Band D











TOTAL APPROX. FLOOR AREA 644 SQ.FT. (59.8 SQ.M.)

Whilst every attempt has been made to ensure the accuracy of the floor plan contained here, measurements of doors, windows, rooms and any other items are approximate and no responsibility is taken for any error, omission, or mis-statement. This plan is for illustrative purposes only and should be used as such by any prospective purchaser. The services, systems and appliances shown have not been tested and no guarantee as to their operability or efficiency can be given  
Made with Metropix ©2015

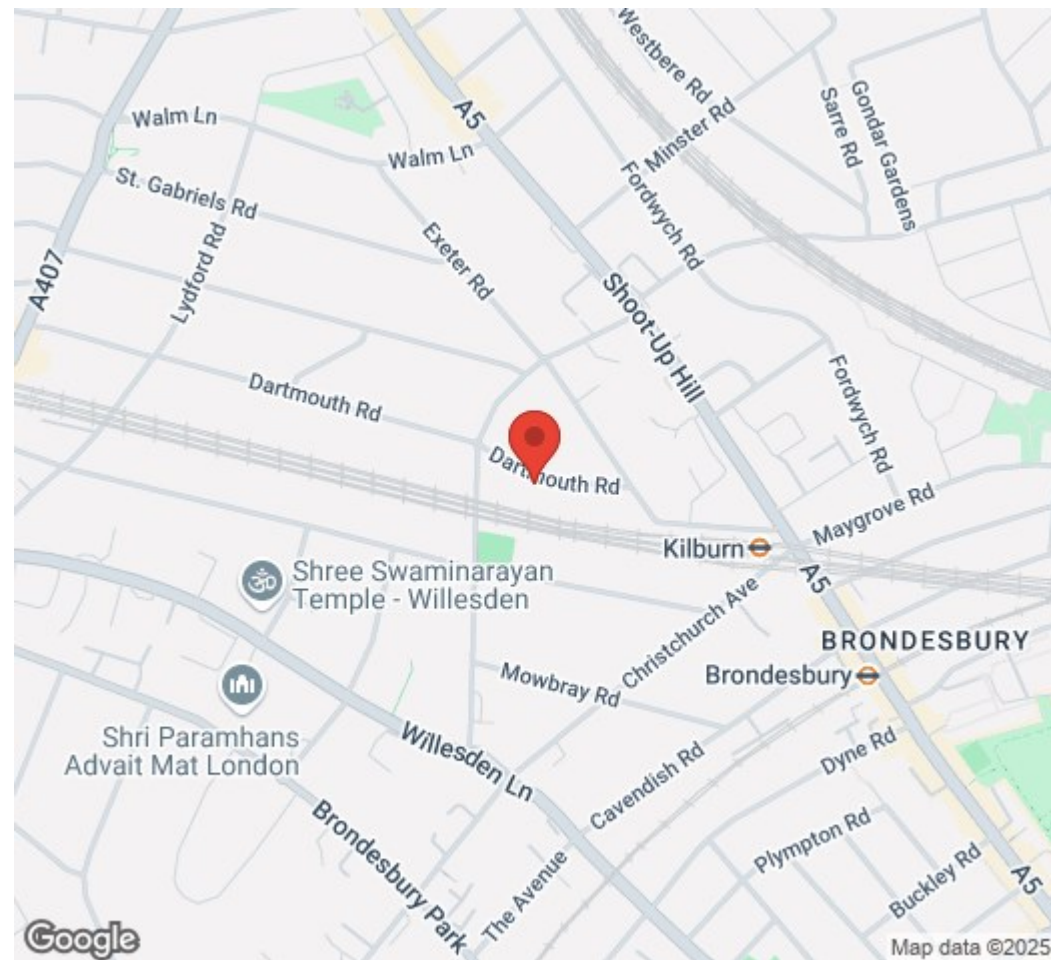


**Portland**

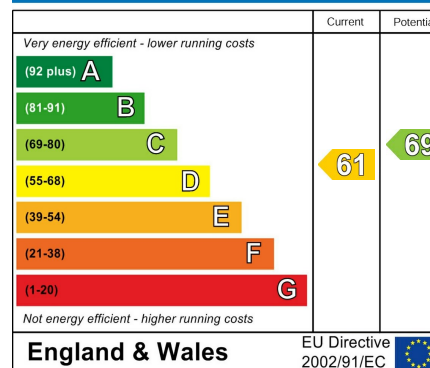
Trusted, every step of the way

90 Walm Lane, London, NW2 4QY  
020 8451 9844

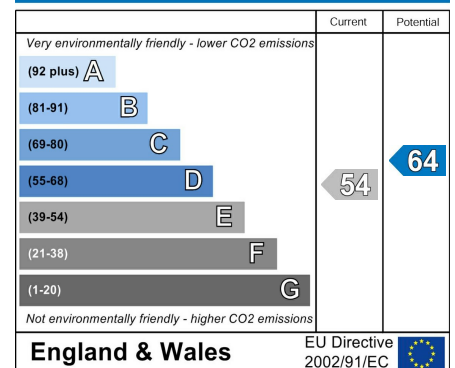
info@portlandestateagents.co.uk  
www.portlandestateagents.co.uk



#### Energy Efficiency Rating



#### Environmental Impact (CO<sub>2</sub>) Rating



Important Notice - These particulars have been prepared in good faith and they are not intended to constitute part of an offer or contract. We have not performed a structural survey on this property and the services, appliances and specific fittings have not been tested. All photographs, measurements, floor plans and distances referred to are given as a guide and should not be relied upon.