



2 Bedroom
Pine Road, NW2

 **Portland**
Trusted, every step of the way

£450,000
Leasehold

Flooded with natural light is this stunning two bedroom apartment positioned on the ever popular "tree roads" of Cricklewood.

Pine Road is a wonderful example of a Victorian period conversion, boasting some incredible charming features. Buyers can expect to find a large master bedroom to the rear, second bedroom with designated working area, fully fitted kitchen, family bathroom and finally to the front of the property a show stopping living-dining room with exposed brick fireplace, bay window and gorgeous ceiling height.

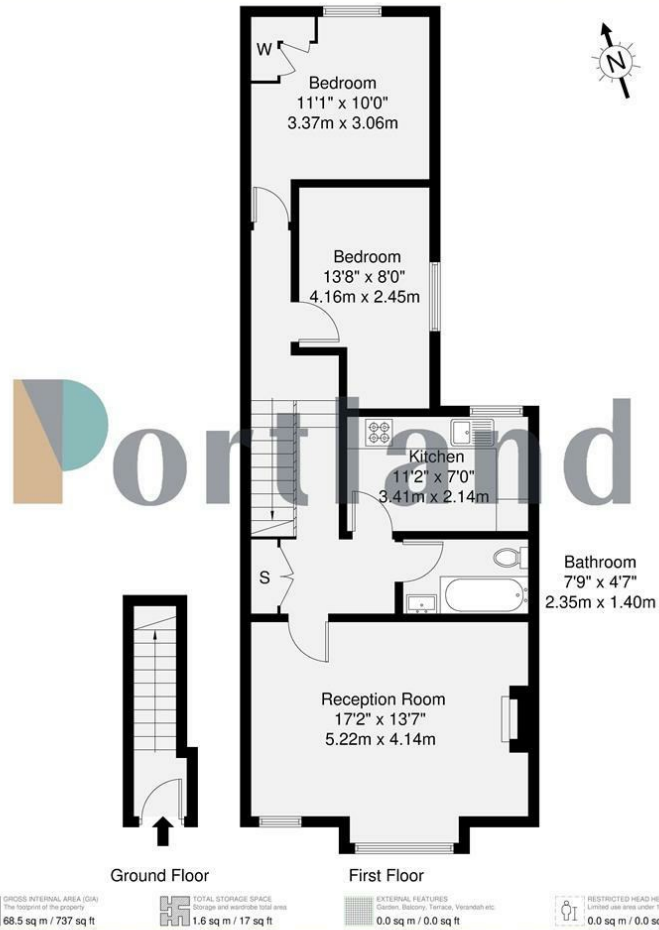
This property spans nearly 740sqft and would be perfect for those looking to get their first step onto the property ladder.

Pine Road is positioned close to both Thameslink and Jubilee Stations. The rolling green space of Gladstone Park is a short walk away, and buyers will benefit from the plethora of shops available on The Broadway.

- Bright Two Bedroom Apartment
- Victorian Conversion
- Stunning Condition
- 737sqft Of Accommodation
- Long Lease
- Gorgeous Features
- Bay Window
- Natural Light
- Wooden Floors
- Separate Kitchen







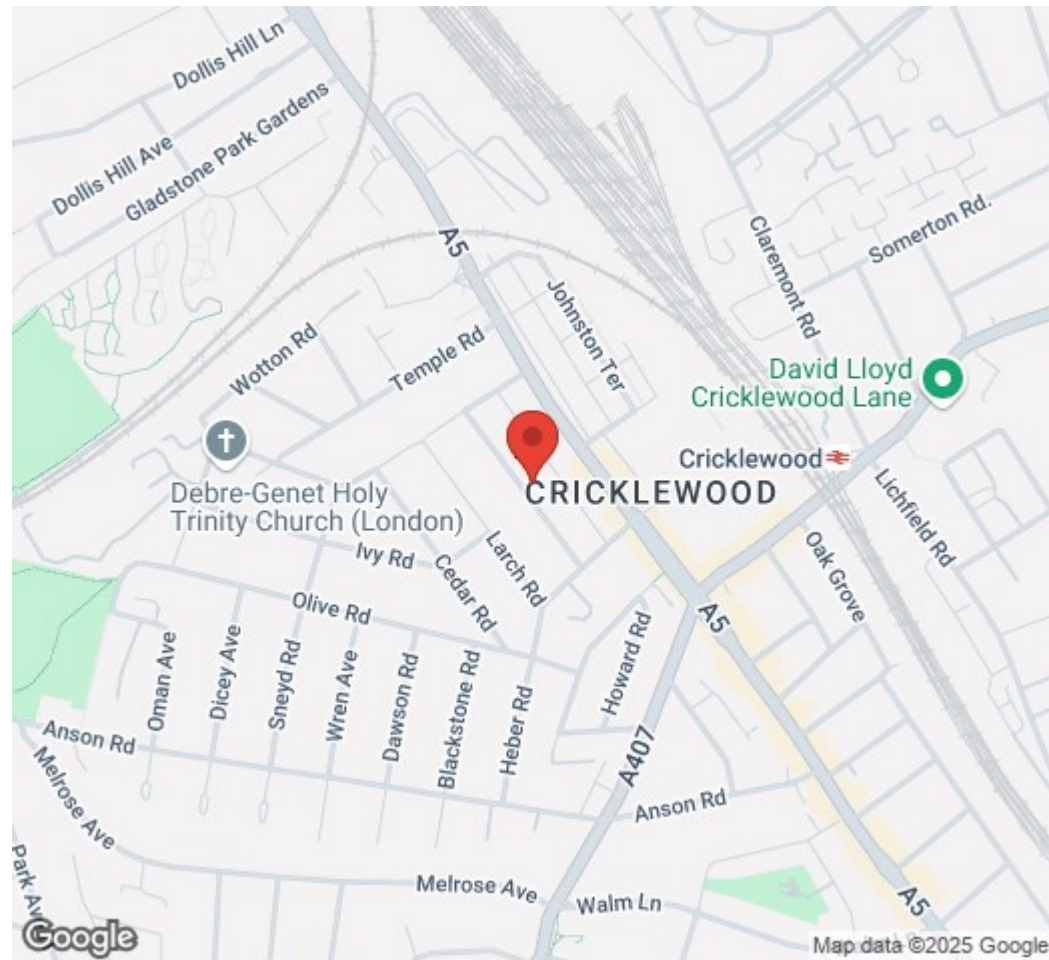
Disclaimer: Floorplan measurements are approximate and are for illustrative purposes only. While we do not doubt the floorplan accuracy and completeness, you or your advisors should conduct a careful, independent investigation of the property in respect of monetary valuation.



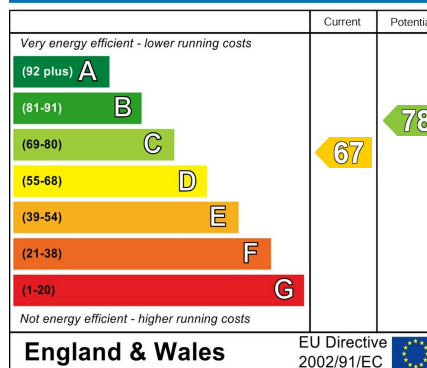
Trusted, every step of the way

90 Walm Lane, London, NW2 4QY
020 8451 9844

info@portlandestateagents.co.uk
www.portlandestateagents.co.uk



Energy Efficiency Rating



Environmental Impact (CO₂) Rating

