



LAMB & CO

Call us on 01255 422 240

Inspired by property, driven by passion.



## THORPE ROAD, LITTLE CLACTON, CO16 9RZ

PRICE £295,000

**\*\* SHOW HOME & SALES SUITE OPEN THURS-MON 10:00am - 5:00pm \*\*** Park Gate Corner is an exciting new development of 62 private bungalows in Little Clacton. These homes will be finished to a high specification including NEFF kitchen appliances as standard and there are a range of two & three bedroom options to suit all budgets priced from £285,000. Built by reputable developers Oakland Country Homes. Plot 55 - The Brompton

- Range of 2 & 3 Bed Styles
- Exclusively Bungalows
- Little Clacton
- Show Home Open For Walk-In Thurs-Mon
- Part Exchange Available
- High Spec Finish
- Completion From September 2024
- £285,000 - £475,000



Sales | Lettings | Commercial | Land & New Homes  
sales@lambandcoproperty.co.uk | www.lambandcoproperty.co.uk

## THE BROMPTON

The Brompton is a two bedroom semi-detached bungalow offering open plan living space and two parking spaces.

## GENERAL

Park Gate Corner is the latest development crafted to an exceptional standard by Oakland Country Homes. The development consists only of bungalows with the aim to provide a peaceful community on the edge of Little Clacton. The site lies close to Clacton Shopping Village, Morrisons Superstore and doctors surgery. Tendring offers the best of coast and countryside all within a few miles as well as excellent road & rail links to further afield.

## KEY FEATURES

Kitchens by Peldon Kitchens and fitted with a full range of integrated NEFF appliances  
Bathrooms fitted with quality sanitaryware and part tiled in a range of stylish finishes  
Excellent energy efficiency including underfloor heating via air source heat pump  
Block paved driveways & garages (garages not included to all plots)  
EV charger  
10 year structural warranty by BuildZone  
Option to personalise some features depending on build stage at reservation

## PROPERTY TYPES

The Kensington - 3 bed detached bungalow with garage - 1,162 Sq Ft  
The Regent - 3 bed link-detached bungalow with garage - 1,022 Sq Ft  
The Richmond - 3 bed semi-detached bungalow with garage - 1,022 Sq Ft  
The Victoria - 2 bed detached bungalow with garage - 731 Sq Ft  
The Hyde - 2 bed link-detached bungalow with garage - 731 Sq Ft  
The Brompton - 2 bed Semi-detached bungalow - 731 Sq Ft  
The Greenwich - 2 bed mid-terrace bungalow - 731 Sq Ft

2 beds from £285,000

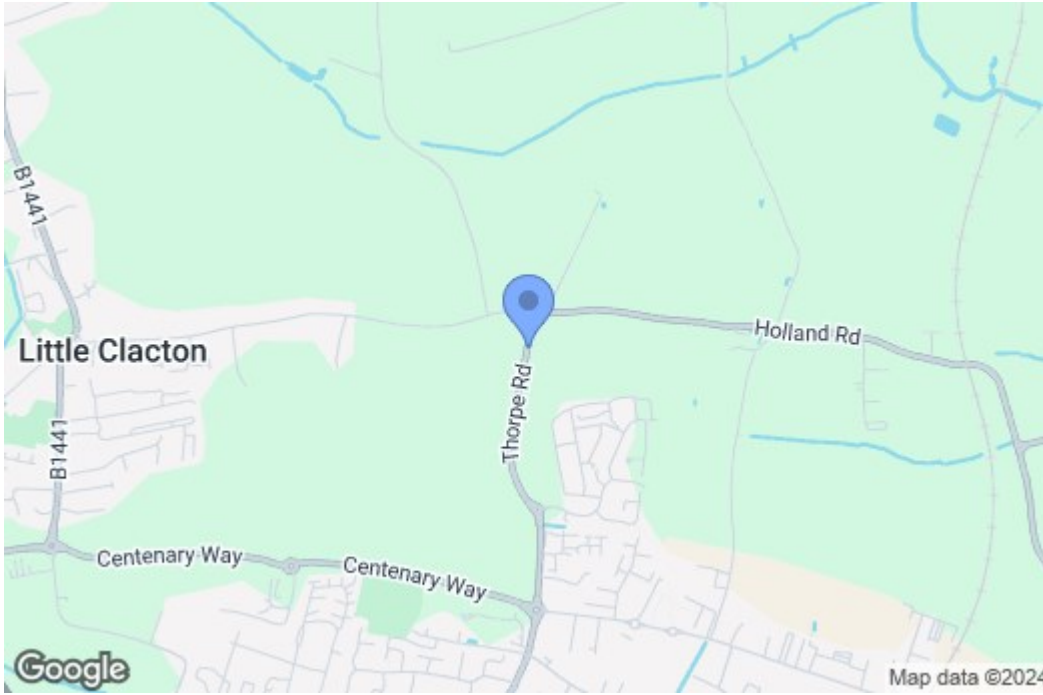
3 beds from £410,000

## ADDITIONAL INFO

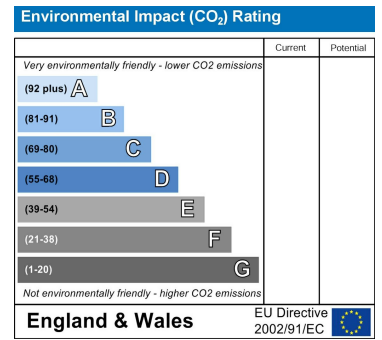
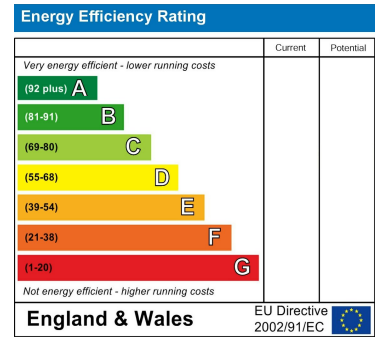
- 1) An annual estate charge will apply for maintenance of communal areas which is estimated to be £220 PA
- 2) Some images shown are from a different house type and are indicative of specification only.



## Map

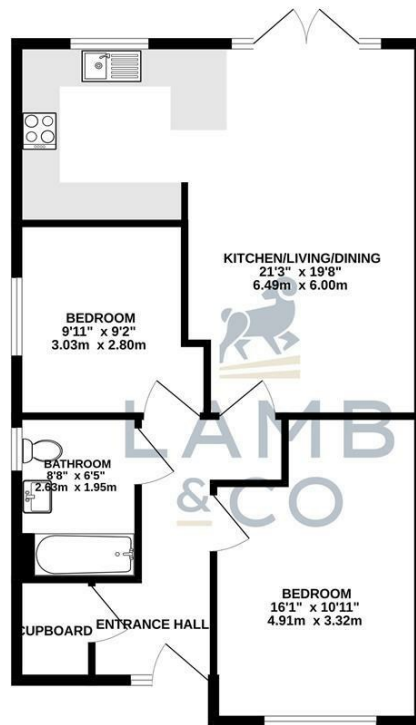


## EPC Graphs



## Floorplan

GROUND FLOOR  
731 sq.ft. (67.9 sq.m.) approx.



TOTAL FLOOR AREA: 731 sq.ft. (67.9 sq.m.) approx.  
Whilst every attempt has been made to ensure the accuracy of the floorplan contained here, measurements of doors, windows, rooms and any other items are approximate and no responsibility is taken for any error, omission or mis-statement. This plan is for illustrative purposes only and should be used in such by any prospective purchaser. The services, systems and appliances shown have not been tested and no guarantee as to their operability or efficiency can be given.  
Made with Metropix ©2024

These particulars, whilst believed to be accurate are set out as a general outline only for guidance and do not constitute any part of an offer or contract. Intending purchasers should not rely on them as statements of representation of fact, but must satisfy themselves by inspection or otherwise as to their accuracy. No person in this firm's employment has the authority to make or give any representation or warranty in respect of the property.