





£265,000

Positioned in a cul-de-sac location on the popular area of Wavendon Gate is this two-bedroom end of terrace home. Offered to the market with NO UPPER CHAIN, the property boasts a lounge, kitchen/diner, family bathroom and private rear garden. Further benefits include ample off-road parking.

Property Description

ENTRANCE

Door to:

ENTRANCE HALL

Door to lounge, electric storage heater, stairs rising to first floor.

LOUNGE

Double glazed window to front aspect. Under stairs storage cupboard, electric storage heater, door to kitchen.

KITCHEN

Double glazed window to rear aspect, double glazed door to rear garden. Fitted with a range of wall-mounted and base units with rolled edge work surface over, stainless steel bowl and drainer with mixer tap, complementary tiling, wood effect flooring, built-in electric oven with electric hob and extractor fan over.

LANDING

Doors to bedrooms and bathroom.

BEDROOM ONE

Double glazed window to front aspect. Electric storage heater, built-in wardrobe.

BEDROOM TWO

Double glazed window to rear aspect. Wood effect flooring, electric storage heater, built-in wardrobe housing hot water tank, loft access.

BATHROOM

Obscure double glazed window to rear aspect. Low level WC, pedestal wash hand basin, panelled bath with mixer tap and shower attachment over, heated towel rail, extractor fan, complementary tiling, shaver point.

OUTSIDE

PARKING

Off-road parking for several vehicles.

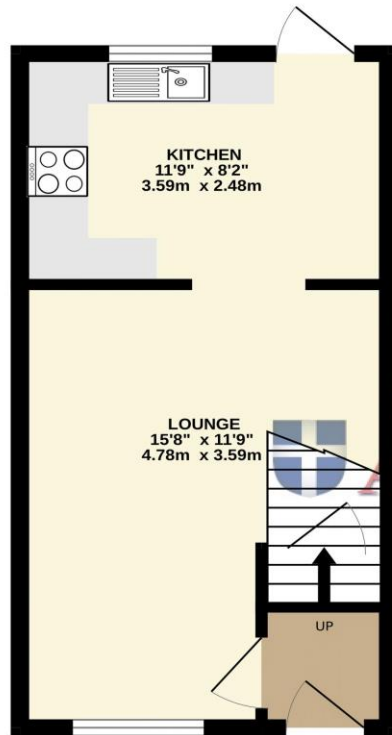
FRONT GARDEN

Laid to lawn with flower beds, path to front door, mature shrubs, spotlight.

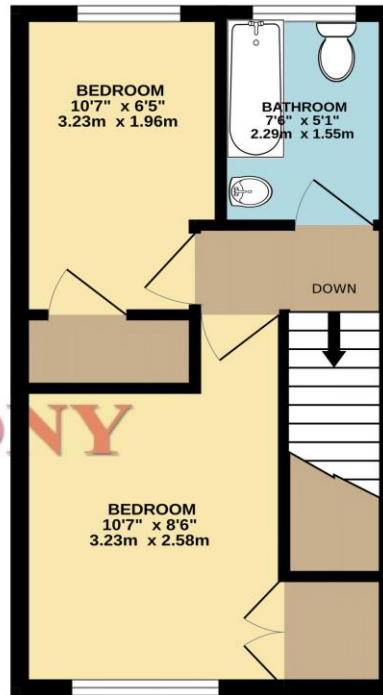
REAR GARDEN

Mainly laid to lawn with patio area, side gated access, fully enclosed by timber fencing, shed to remain, flower and shrub beds, outside tap, spotlight.

GROUND FLOOR
280 sq.ft. (26.0 sq.m.) approx.



1ST FLOOR
280 sq.ft. (26.0 sq.m.) approx.

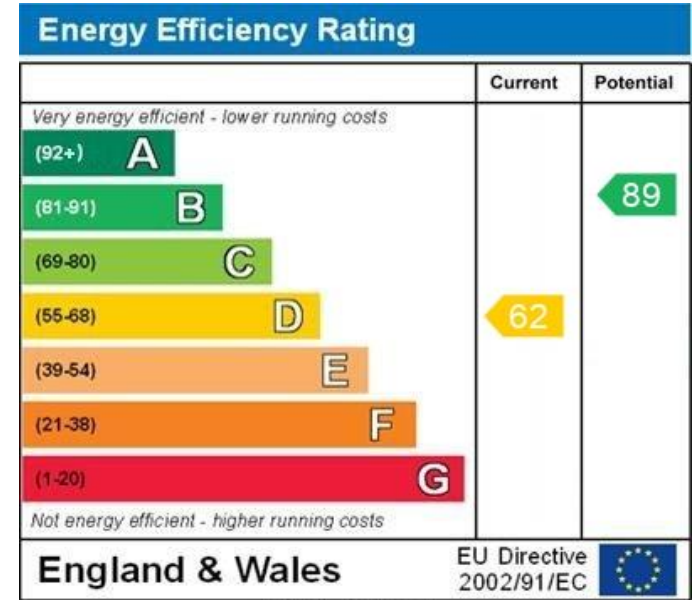


TOTAL FLOOR AREA : 560 sq.ft. (52.0 sq.m.) approx.

Whilst every attempt has been made to ensure the accuracy of the floorplan contained here, measurements of doors, windows, rooms and any other items are approximate and no responsibility is taken for any error, omission or mis-statement. This plan is for illustrative purposes only and should be used as such by any prospective purchaser. The services, systems and appliances shown have not been tested and no guarantee as to their operability or efficiency can be given.
Made with Metropix ©2025

MONEY LAUNDERING REGULATIONS 2017 intending purchasers will be asked to produce identification and proof of financial status when an offer is received. We would ask for your co-operation in order that there will be no delay in agreeing the sale.

THE CONSUMER PROTECTION REGULATIONS 2008 The Agent has not tested any apparatus, equipment, fixtures and fittings or services and so cannot verify that they are in working order or fit for the purpose. A Buyer is advised to obtain verification from their Solicitor or Surveyor. References to the Tenure of a Property are based on information supplied by the Seller. The Agent has not had sight of the title documents. A Buyer is advised to obtain verification from their Solicitor. You are advised to check the availability of this property before travelling any distance to view. We have taken every precaution to ensure that these details are accurate and not misleading. If there is any point which is of particular importance to you, please contact us and we will provide any information you require. This is advisable, particularly if you intend to travel some distance to view the property. The mention of any appliances and services within these details does not imply that they are in full and efficient working order. These particulars are in draft form awaiting Vendors confirmation of their accuracy. These details must therefore be taken as a guide only and approved details should be requested from the agents



WWW.EPC4U.COM

190 Queensway Bletchley Milton Keynes MK2 2ST
01908 648 666 | bletchley@maea.co.uk