



11 Rodney Close, Eastbourne, BN23 6AR

Price Guide £300,000



GUIDE PRICE £300,000 TO £315,000

FAVOURER LANGNEY POINT. MID TERRACE FAMILY HOUSE (VIRTUAL TOUR) being **EXTREMELY WELL PRESENTED** by the current owners with surprisingly **SPACIOUS** accommodation with a **MODERN KITCHEN**, **LIGHT LOUNGE/DINER** and **SEPARATE WC**. The first floor is just as impressive with **THREE BEDROOMS** and a **REFITTED SHOWER ROOM**. Level and enclosed **REAR GARDENS** with a **GARAGE EN-BLOC** with plenty of communal parking, adjacent to the terrace.

The property enjoys a pleasant, level location being situated just off Mountbatten Drive and within a short walk of bus routes and the local shops in Beatty Road. The seafront is also within approximately a quarter of a mile. Eastbourne town centre has extensive shopping facilities including the recently extended Beacon Shopping Centre with a new cinema The theatres, seafront promenade and famous Victorian pier and mainline railway station (London, Victoria approx 80 minutes) are approximately two miles away



ENTRANCE

Path to the entrance door.

HALLWAY

UPVC composite entrance door into the hallway, radiator with ornamental cover, wood effect laminate flooring, staircase to the first floor, doors to the lounge/diner and kitchen.

SITTING/DINING ROOM

Matching wood effect laminate flooring, large under stairs storage cupboard, radiator, UPVC double glazed window to the rear elevation with matching sliding double glazed doors overlooking and also giving access to deck and lawned gardens.

MODERN KITCHEN

An extensive range of light grey, gloss fronted floor standing and wall mounted units with complementary quartz effect worktops, integral fridge and freezer, eye level Neff double ovens with a Neff four ring induction hob to the side with a contemporary extractor unit above with splashback, integral dishwasher, plumbing and space for a washing machine, Blanco sink unit with drainer and extendable mixer tap, part tiling to walls, recessed ceiling lighting, UPVC double glazed window to the front aspect, radiator, door to the separate Wc.

SEPARATE WC

Comprising of a low-level WC, wash hand basin set in a vanity unit with cupboard, wall mounted Valliant boiler, tile effect flooring, UPVC double glazed patterned window to the front elevation.

LANDING

Staircase rising to the first floor, loft access, doors to the bedrooms and shower room.

BEDROOM 1

UPVC double glazed window to the front elevation, radiator, space for freestanding furniture.

BEDROOM 2

UPVC double glazed window to the rear elevation, radiator.

BEDROOM 3

UPVC double glazed window to the rear elevation, part panelling to the walls, radiator.

REFITTED SHOWER ROOM

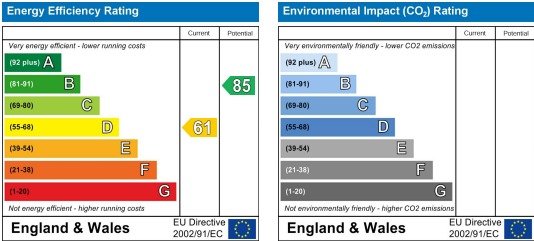
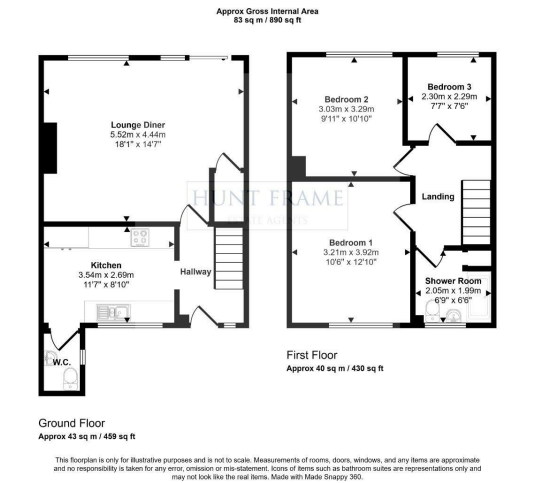
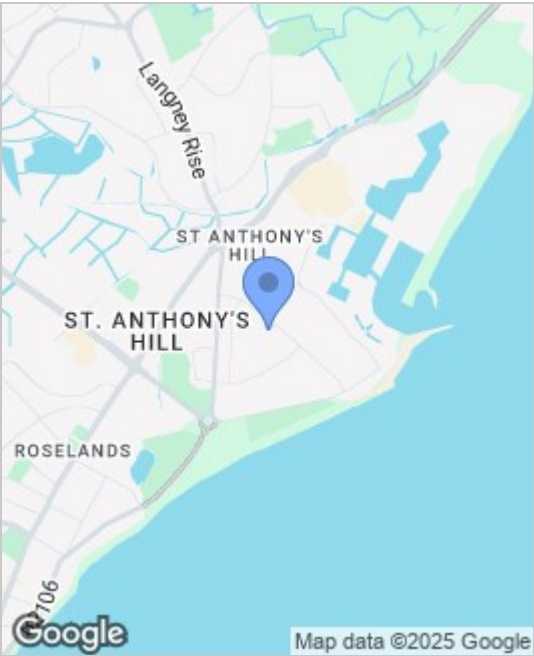
Updated shower room and comprising of a large enclosed shower cubicle with glass fixed screen being fully tiled with ceiling mounted rainfall shower unit with a secondary hand held shower attachment, two large recesses for towel storage etc, low level WC with a concealed cistern, wash hand basin set in a vanity unit with cupboards beneath with contemporary mixer tap, fully tiled walls, ladder style radiator, tiled flooring, UPVC double glazed patterned window to the front elevation.

GARDEN

Initially laid with a decked terrace, remainder laid to a level lawn with fenced boundaries, gated rear access.

GARAGE

Situated in an adjacent block.



These particulars, whilst believed to be accurate are set out as a general outline only for guidance and do not constitute any part of an offer or contract. Intending purchasers should not rely on them as statements of representation of fact, but must satisfy themselves by inspection or otherwise as to their accuracy. No person in this firms employment has the authority to make or give any representation or warranty in respect of the property.