



\* Guide Price £160,000 - £170,000 \* No Onward Chain \* Bear Estate Agents are delighted to bring to market this well-presented two bedroom first floor apartment, perfectly positioned in the heart of Southend-on-Sea. Offering spacious living accommodation, this property boasts an open-plan lounge/diner, a fitted kitchen, and a large bathroom. With allocated parking, double glazing and modern electric radiator heating, this home is ideal for first-time buyers or buy-to-let investors.

- No Onward Chain
- Spacious Lounge/Diner
- Two Double Bedrooms
- Allocated Off-Street Parking Space
- Close to Local Amenities
- First Floor Flat
- Fitted Kitchen
- Large Three-Piece Bathroom
- Ideal First-Time Buy or Investment Opportunity
- Excellent Transport Links Nearby

## Southchurch Road

Southend-on-Sea

**£160,000**

Price Guide



# Southchurch Road



Inside, the bright and spacious lounge/diner provides an excellent space for relaxation and entertaining, complemented by wood-effect laminate flooring and a large double-glazed window. The modern kitchen is fitted with sleek white wall and base units, ample worktop space and room for essential appliances. The property benefits from two well-proportioned double bedrooms, both featuring double-glazed windows. The bathroom is fully tiled and includes a panelled bath with shower attachment, a vanity wash hand basin and a low-flush W.C. Externally, the apartment includes allocated parking for one vehicles within the communal car park at the rear of Montague Buildings.

Ideally situated in central Southend, this property is within walking distance of local shops, restaurants and essential amenities. Excellent transport links are nearby, including Southend Central and Southend Victoria train stations, offering direct access to London.

## **Two Bedroom First Floor Flat**

### **Entrance Hall**

### **Lounge/Diner**

19'8 x 10'10

### **Kitchen**

11'10 x 7'10

### **Bedroom One**

11'10 x 11'10

### **Bedroom Two**

10'2 x 8'10

### **Bathroom**

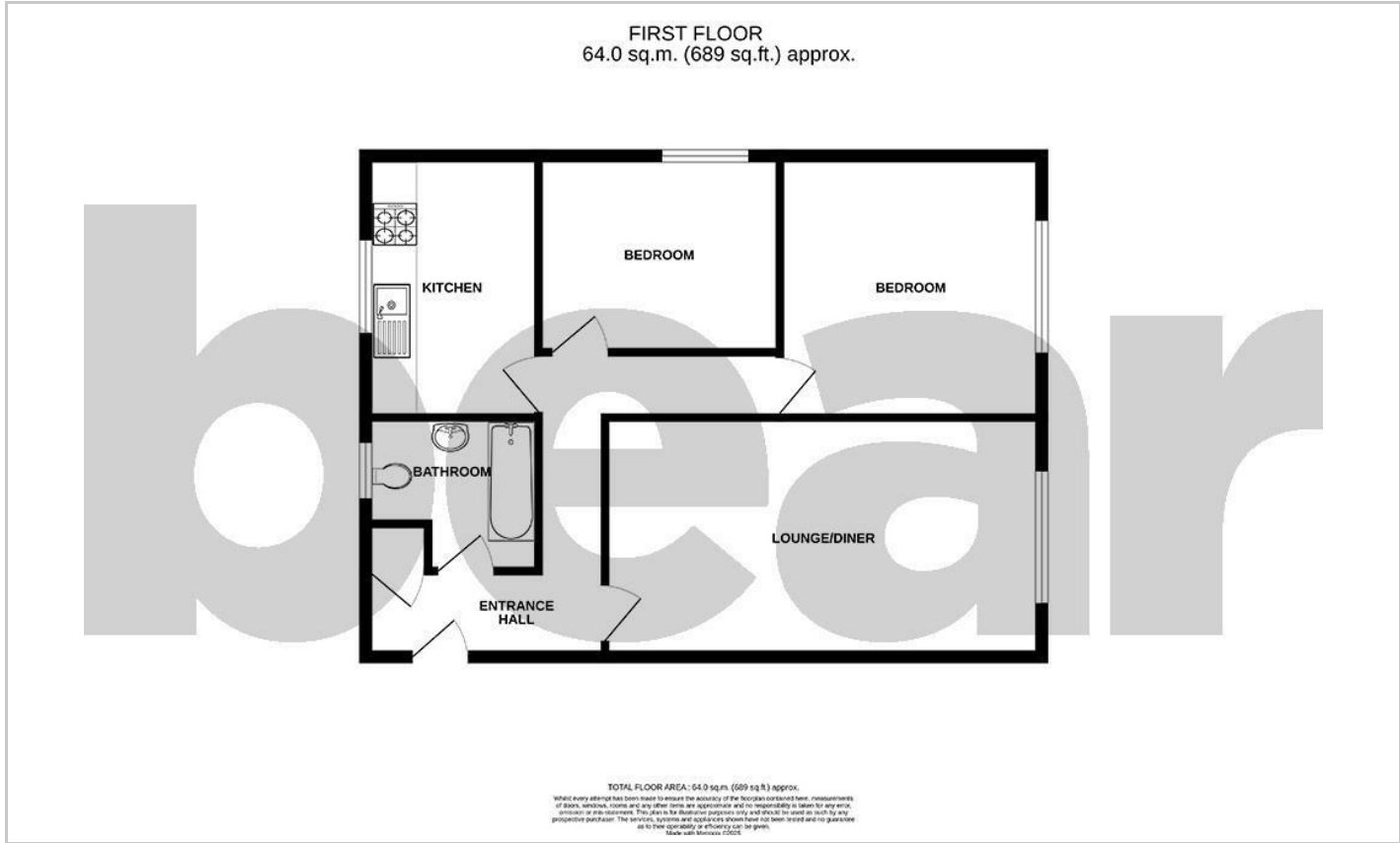
### **Storage**

### **Allocated Off-Street Parking for One Vehicle**

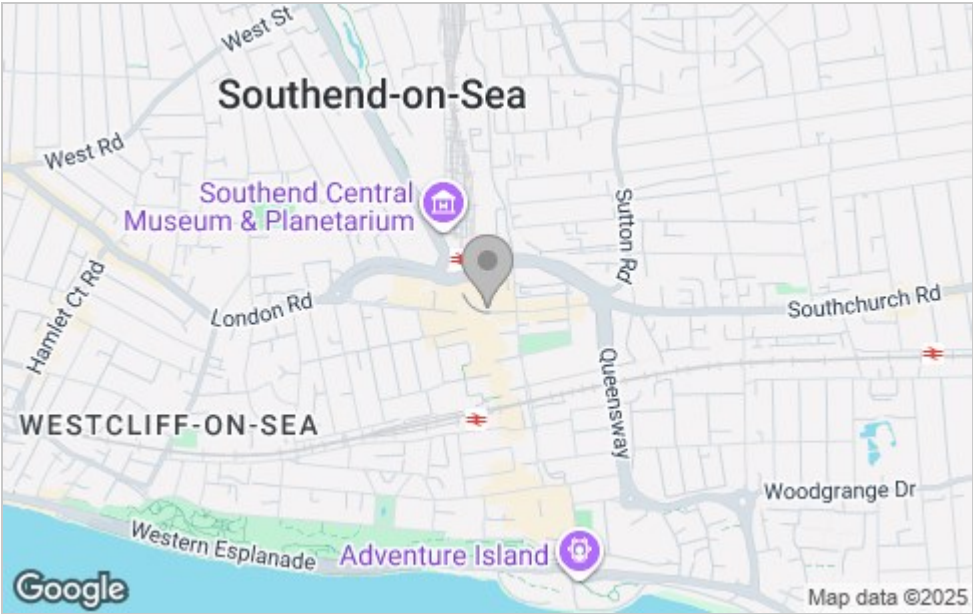




Floor Plan



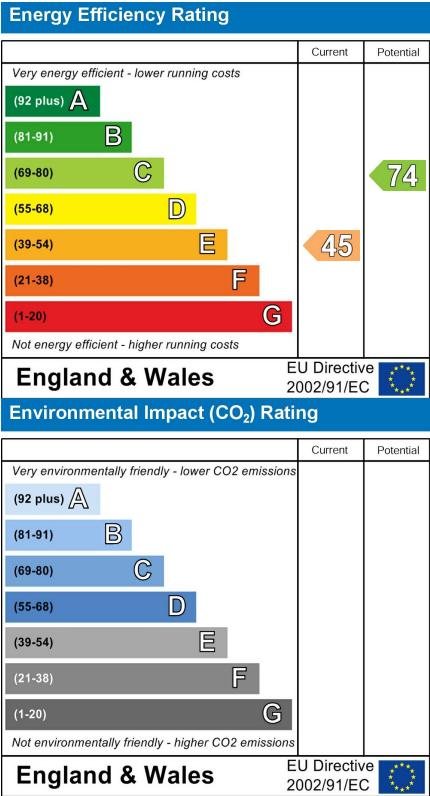
Area Map



Viewing

Please contact our Southend-on-Sea Office on 01702 811211 if you wish to arrange a viewing appointment for this property or require further information.

Energy Efficiency Graph



These particulars, whilst believed to be accurate are set out as a general outline only for guidance and do not constitute any part of an offer or contract. Intending purchasers should not rely on them as statements of representation of fact, but must satisfy themselves by inspection or otherwise as to their accuracy. No person in this firms employment has the authority to make or give any representation or warranty in respect of the property.

204 Woodgrange Drive, Southend-on-Sea, Essex, SS1 2SJ

Office: 01702 811211 [info@bearestateagents.co.uk](mailto:info@bearestateagents.co.uk) <https://www.bearestateagents.co.uk>