



## Baxter Avenue

Southend-on-Sea

**£135,000**

Offers Over





# Baxter Avenue



## Description

\* Available for Over 55s \* No onward Chain \* Rosemary Lodge is a well-presented one bedroom top floor apartment for the over 55s, featuring a bright lounge/diner with a Juliet balcony, a double bedroom, a large shower room and ample storage. The property also benefits from a private section of the garden, an allocated parking space, lift access and a convenient location close to amenities, transport links and the seafront.

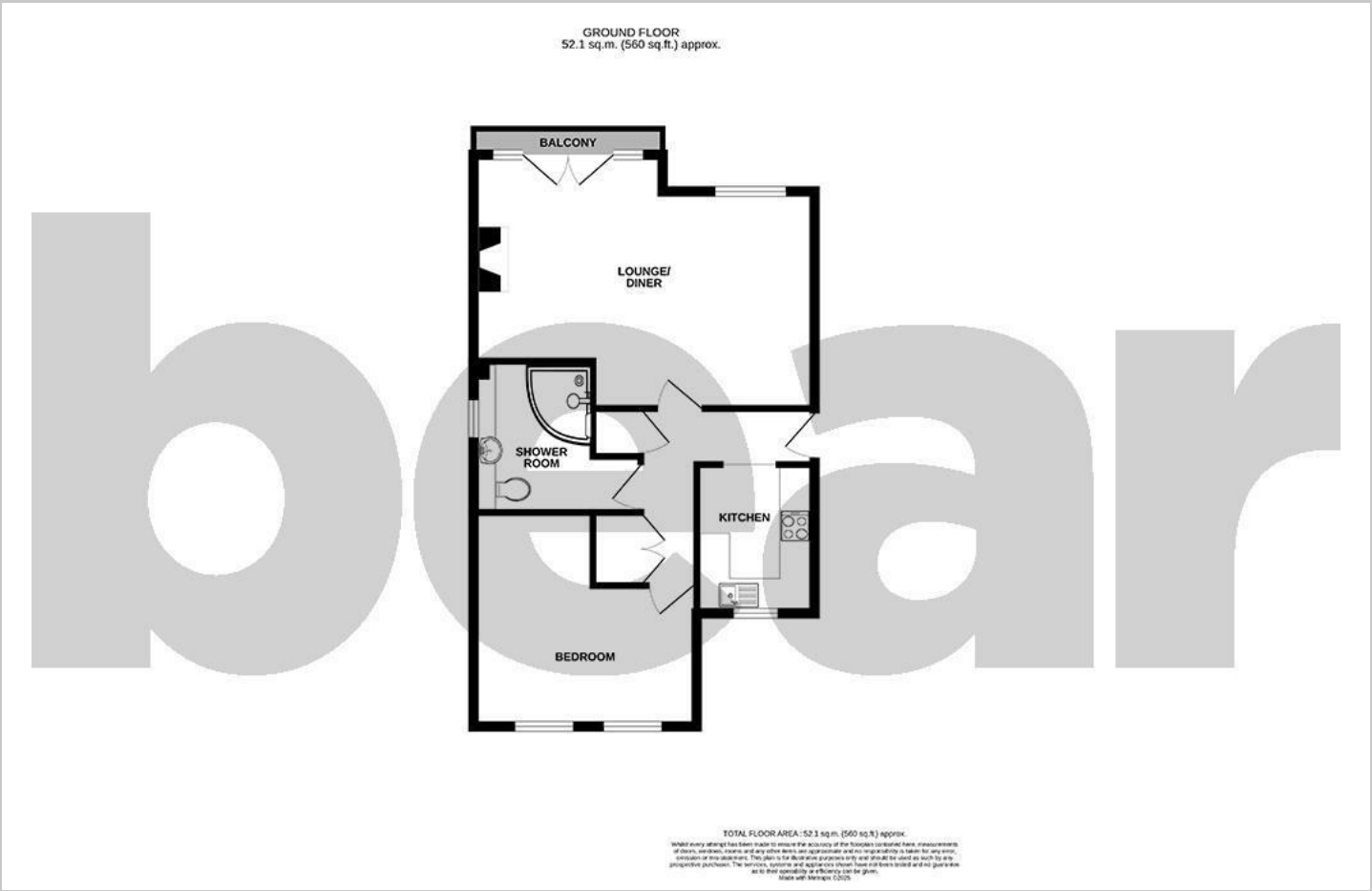
- No Onward Chain
- Well Presented Top Floor Flat with Lift Access
- Well-Equipped Kitchen
- Lift Access
- Double Glazing and Electric Heating
- Available for Over 55s
- Open Plan Lounge/Diner with a Juliet Balcony
- One Large Double Bedroom
- Plenty of Storage
- One Off-Street Parking Space and Additional Visitors Parking



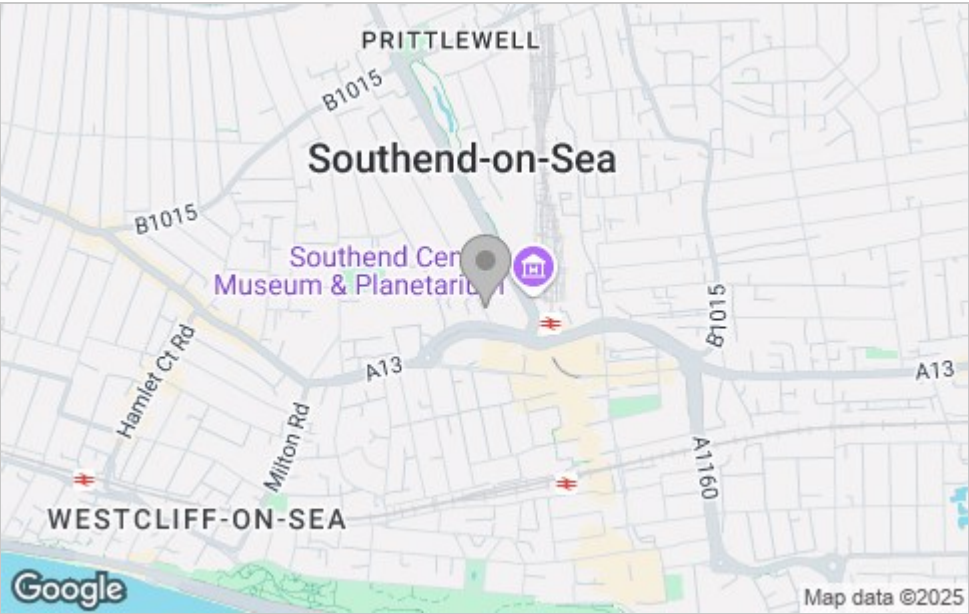




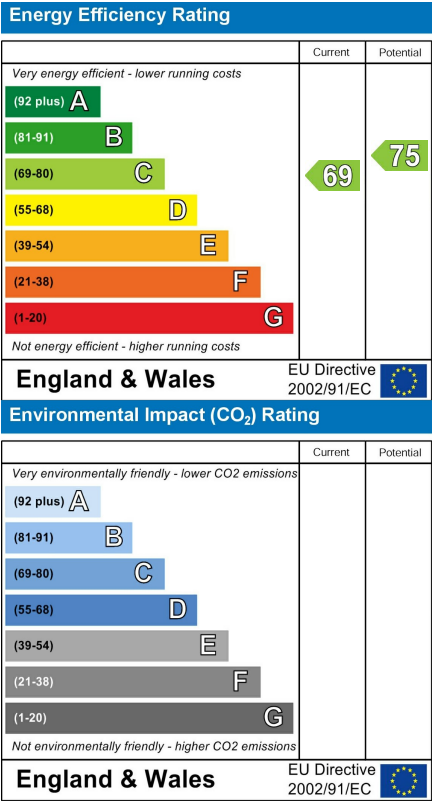
Floor Plan



Area Map



Energy Efficiency Graph



Viewing

Please contact our Southend-on-Sea Office on 01702 811211 if you wish to arrange a viewing appointment for this property or require further information.

These particulars, whilst believed to be accurate are set out as a general outline only for guidance and do not constitute any part of an offer or contract. Intending purchasers should not rely on them as statements of representation of fact, but must satisfy themselves by inspection or otherwise as to their accuracy. No person in this firm's employment has the authority to make or give any representation or warranty in respect of the property.