



\* £415,000 - £430,000 \* Sizeable three bedroom semi-detached house offering access to off-street parking, a garage and a garden, as well as two reception rooms and a ground floor WC. The location presents ideal amenities, travel links and schools.

- Semi-Detached Family Home
- Bay Fronted Lounge with a Feature Fireplace and a Separate Dining Room
- Ground Floor WC
- Four Piece Bathroom
- Off-Street Parking and a Garage
- Beautifully Presented Throughout
- Good-Sized Kitchen
- Three Well-Proportioned Double Bedrooms
- Spacious Garden
- Double Glazing and Gas Central Heating

**St. Lukes Road**

**Southend-on-Sea**

**£415,000**



# St. Lukes Road



This well-loved family home is positioned on a quiet residential road in Southend-on-Sea close to a range of well-regarded schools. Popular shops and eateries can be found within close proximity, along with beautiful parks and the picturesque seafront. For those who commute, bus connections are within easy reach, whilst both Prittlewell and Southend East Train Stations are close to hand.

The property has been well presented throughout to offer a beautiful bay fronted lounge that is complemented by a feature fireplace, a spacious dining room with Patio doors to the rear and a good-sized kitchen. There is also access to a WC and storage on the ground floor. Three well-proportioned double bedrooms can be found on the first floor, along with a four piece bathroom suite. Off-street parking and an integral garage are accessible to the front via a private driveway, whilst the rear boasts a spacious laid to lawn rear garden that has a paved seating area.

## Three Bedroom Semi-Detached House

### Entrance Hall

#### Lounge

12'9>10'8 x 12'3

#### Dining Room

13'4>12'3>9'6 x 11'8

#### Kitchen

9'6 x 8'9

#### WC

#### Landing

#### Bedroom One

13'8>10'9 x 12'2

#### Bedroom Two

11'8 x 10'3

#### Bedroom Three

15'5>8'8 x 9'1>6'7

#### Four Piece Bathroom

7'3 x 6'10

#### Garage

19'2 x 8'8

#### Off-Street Parking

#### Garden

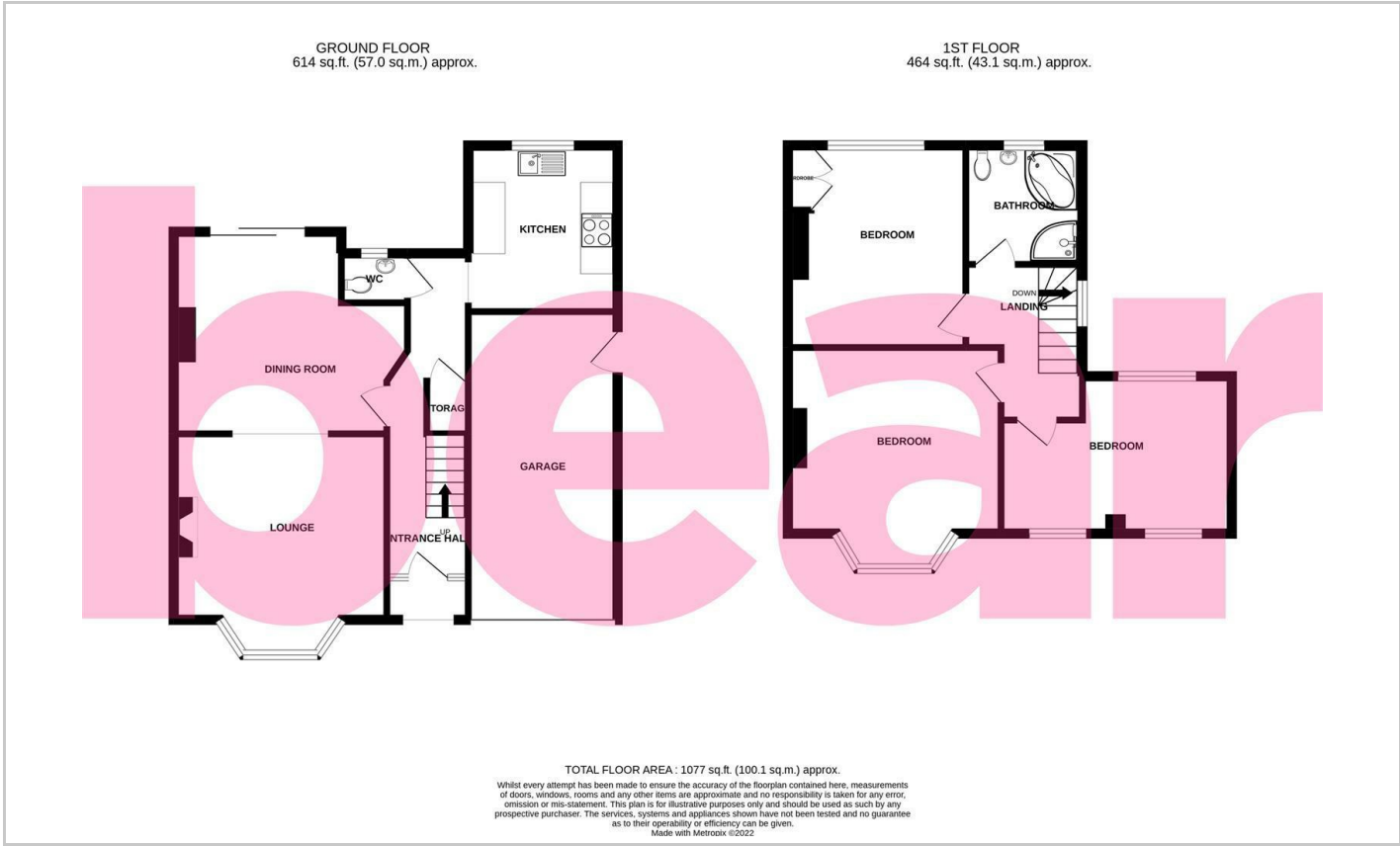
#### Agents Notes

Council Tax Band: D

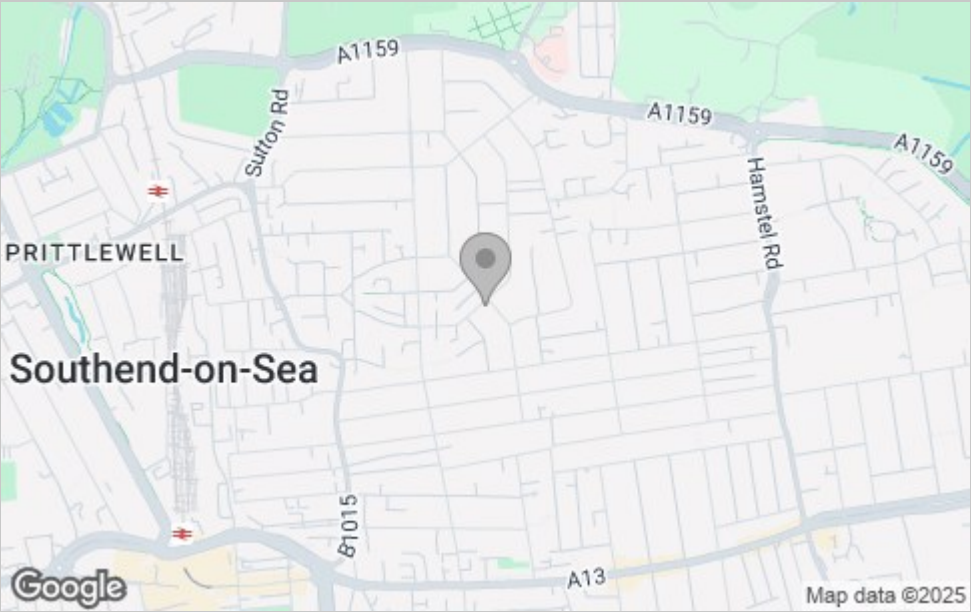




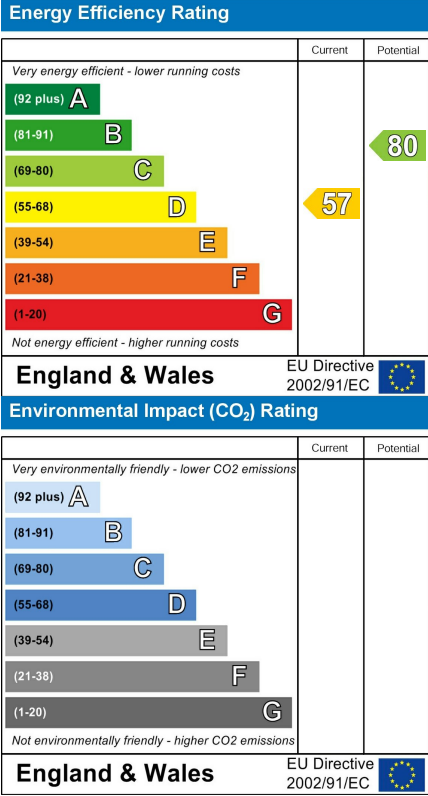
Floor Plan



Area Map



Energy Efficiency Graph



Viewing

Please contact our Southend-on-Sea Office on 01702 811211 if you wish to arrange a viewing appointment for this property or require further information.

These particulars, whilst believed to be accurate are set out as a general outline only for guidance and do not constitute any part of an offer or contract. Intending purchasers should not rely on them as statements of representation of fact, but must satisfy themselves by inspection or otherwise as to their accuracy. No person in this firms employment has the authority to make or give any representation or warranty in respect of the property.

204 Woodgrange Drive, Southend-on-Sea, Essex, SS1 2SJ

Office: 01702 811211 [info@bearestateagents.co.uk](mailto:info@bearestateagents.co.uk) <https://www.bearestateagents.co.uk>