



Incredibly sizeable and well presented detached chalet in Southend-on-Sea boasting ample off-street parking spaces, a garage, two bathrooms, versatile living space, four bedrooms and an extensive rear garden. Situated close to amenities, travel links and schools, making the location perfect for all.

- Detached Chalet
- Large Kitchen/Breakfast Room
- Versatile Bedroom/Dining Room
- Ensuite Shower Room and a WC on the First Floor
- Side Access to an Extensive Rear Garden
- Sizeable Bay Fronted Lounge
- Four Bedrooms
- Ground Floor Three Piece Bathroom
- Ample Off-Street Parking and a Garage
- Double Glazing and Gas Central Heating

Steyning Avenue

Southend-on-Sea

£650,000

Offers Over



Steyning Avenue



Bear Estate Agents are thrilled to market this beautifully presented detached chalet in the heart of Southchurch. The heart of the property lies within the sizeable bay fronted lounge which is complemented by a feature fireplace and has access to the rear. Further accommodation on the ground floor consists of a large kitchen/breakfast room, a three piece bathroom with built-in storage, a bay fronted master bedroom and a versatile bedroom/dining room. Two further double bedrooms, en ensuite shower room and a convenient WC are all located on the first floor. Externally, the property presents ample off-street parking to the front, as well as access to a garage and a side gate, whilst the rear boasts an extensive laid to lawn garden.

Steyning Avenue is a quiet residential road in the heart of Southchurch close to well-regarded schools such as Southend High School for Girls, Southchurch High School and both Hamstel Schools. There are amenities and iconic parks close by, as well as access to the seafront, bus links and both Southend East and Thorpe Bay Train Stations. All in all, this property is perfect for all.

Four Bedroom Detached Chalet

Porch

8'6 x 5'2

Entrance Hall

19'2 x 6'6

Lounge

23'0 x 13'1

Kitchen/Breakfast Room

16'4 x 8'5

Bedroom One

13'1 x 11'0

Bedroom/Dining Room

10'6 x 10'4

Bathroom

9'2 x 8'0

Landing

Bedroom Two

10'6

Ensuite Shower Room

6'6 x 4'0

Bedroom Three

11'7 x 8'9

WC


3'10 x 3'10

Off-Street Parking

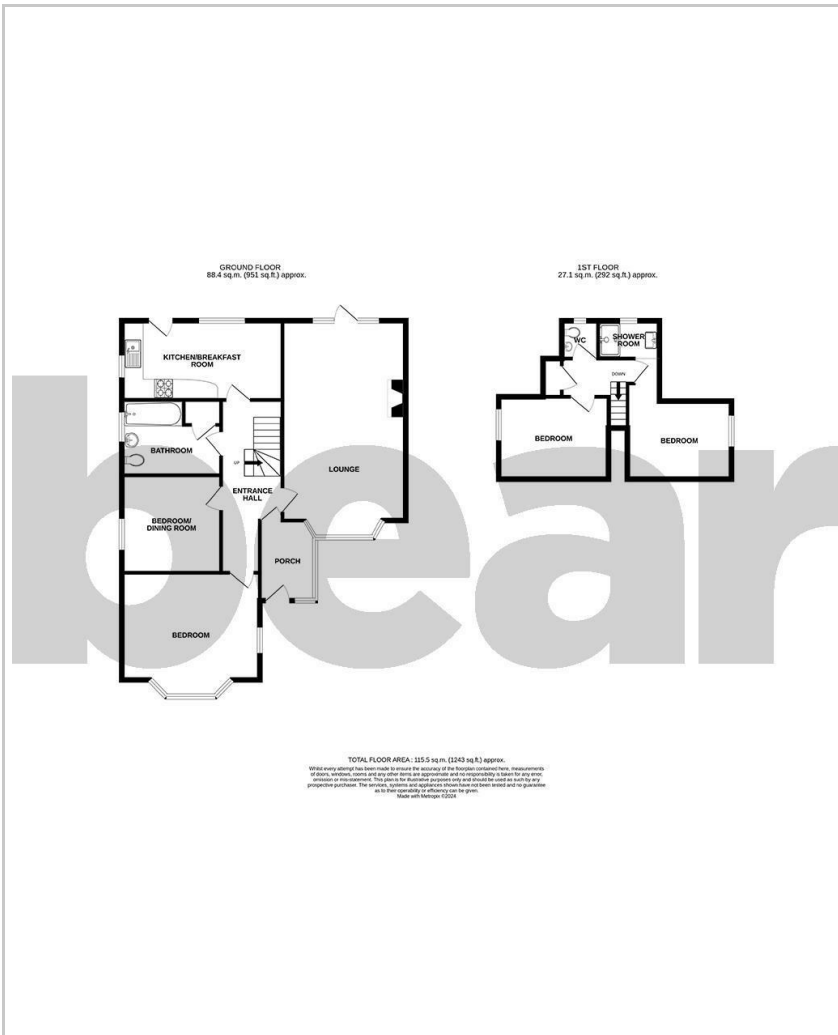
Garage

17'8 x 8'8

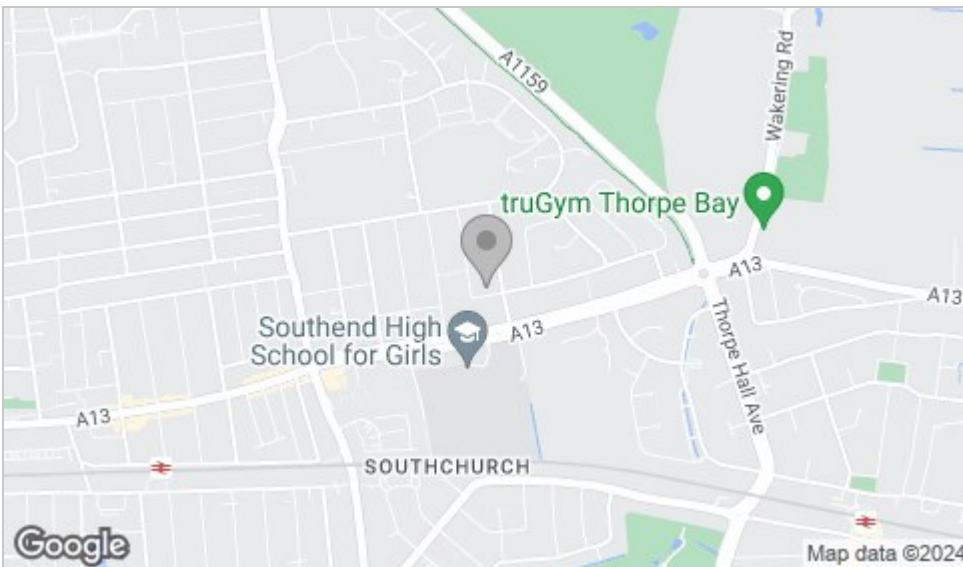
Garden



Floor Plan



Area Map



Viewing

Please contact our Southend-on-Sea Office on 01702 811211 if you wish to arrange a viewing appointment for this property or require further information.

These particulars, whilst believed to be accurate are set out as a general outline only for guidance and do not constitute any part of an offer or contract. Intending purchasers should not rely on them as statements of representation of fact, but must satisfy themselves by inspection or otherwise as to their accuracy. No person in this firm's employment has the authority to make or give any representation or warranty in respect of the property.

204 Woodgrange Drive, Southend-on-Sea, Essex, SS1 2SJ

Office: 01702 811211 info@bearestateagents.co.uk <https://www.bearestateagents.co.uk>

Energy Efficiency Graph

