



* £875,000 - £925,000 - * OVER 200FT GARDEN
* Presented to the highest of standards, is this executive four double bedroom detached family home boasting extended accommodation and an extensive rear garden with your own private woodland. Boasting stylish open plan living space, two bathrooms plus a ground floor WC, a utility room, garage and off-street parking for eight plus vehicles.

- Executive Four Double Bedroom Detached Residence
- Extensive Rear Garden with Private Woodland
- Sizeable Open Plan Kitchen/Family Room with a Modern Kitchen, Sky Lantern and Bi-Folding Doors
- Ground Floor Utility Room and WC
- Easy Reach of Sought After Schools
- Off-Street Parking for Eight Vehicles
- Heavily Extended Accommodation
- Sizeable and Versatile Garage
- Positioned in a Quiet yet Convenient Residential Location
- An Incredible 'Forever Home' which Must be Viewed to be Appreciated

Rectory Avenue

Rochford

£875,000

Price Guide



Rectory Avenue



Bear Estate Agents are privileged to offer to the market, this exceptionally well presented detached family home. The property offers incredibly spacious living accommodation throughout which has been skillfully extended by the existing owner. The property is accessed via a grand entrance hallway, which benefits from a wealth of storage space. The main living and entertaining space comes in the form of a sizeable kitchen/family room complete with a stylish kitchen which boasts a wealth of integrated Bosch appliances and a wine cooler. A large living/dining space complements the kitchen and boasts a wonderful lantern roof and bi-folding doors across the rear. The ground floor further benefits from a large bay fronted lounge with french doors opening onto the rear, a utility room and a WC. There are four well-proportioned double bedrooms on the first floor, with the master bedroom benefitting from having an ensuite shower room, as well as a contemporary four piece family bathroom. The front of the property boasts off-street parking for at least eight vehicles along with access to a large garage, whilst the rear offers an extensive, unoverlooked laid to lawn garden which has a wooded area to the rear and a stylish patio seating area to the front.

Rectory Avenue is perfectly appointed close to ideal amenities and well-regarded schools. The property backs onto private woodland, offering privacy. Convenient bus links are easily accessible, whilst Rochford Train Station serves London Liverpool Street Stations.

Four Bedroom Detached House

Entrance Hall

12'1 x 10'5

Lounge

24'9 x 12'2

Kitchen/Family Room

26'0 > 22'11 x 20'2

Utility Room

7'11 x 6'0

WC

Storage

Landing

Bedroom One

11'10 x 11'7

Ensuite

10'4 x 4'6

Bedroom Two

10'11 x 9'9

Bedroom Three

9'11 x 9'9

Bedroom Four

9'6 x 8'10

Bathroom

13'4 x 6'2

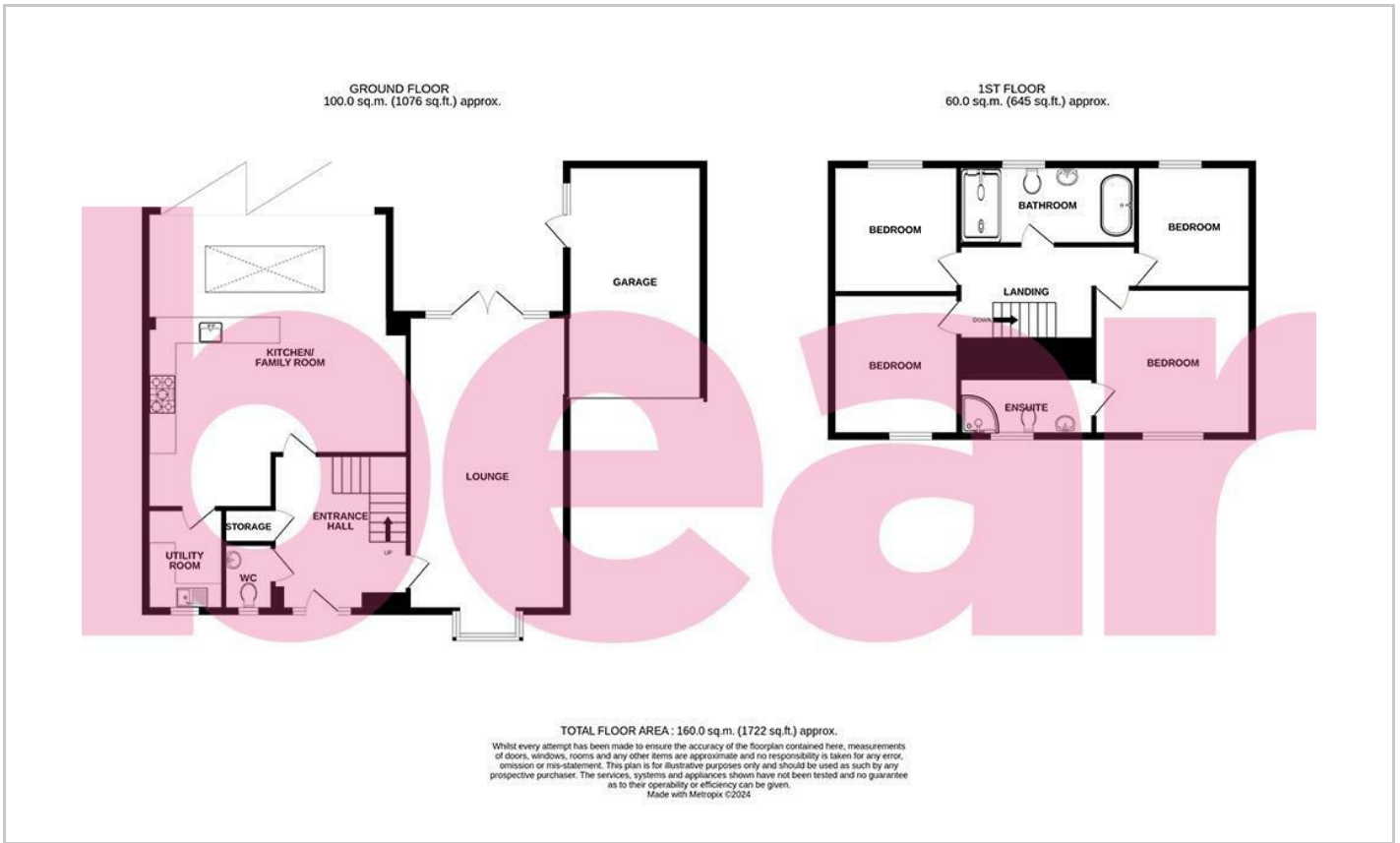
Garden

Garage

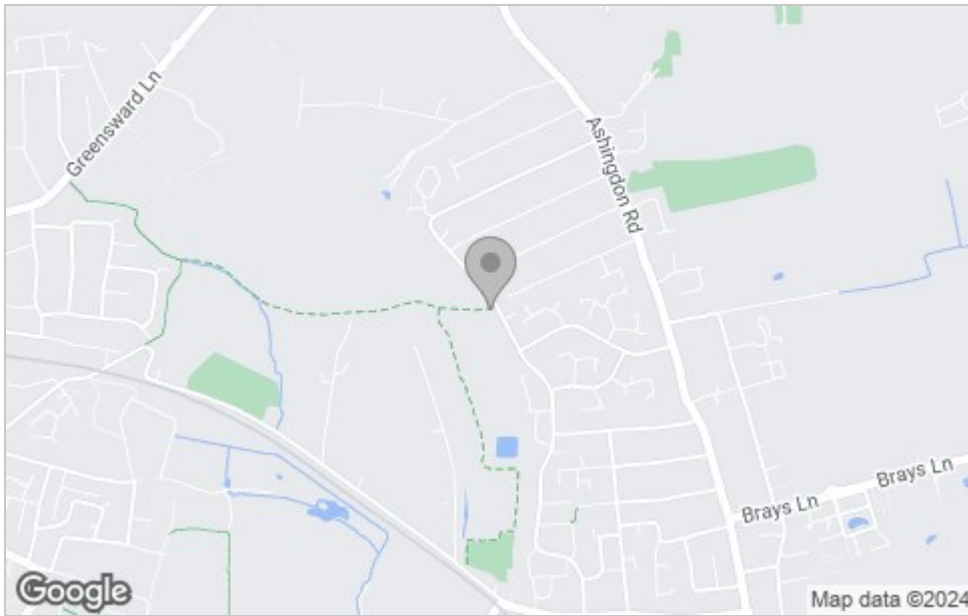
Off-Street Parking



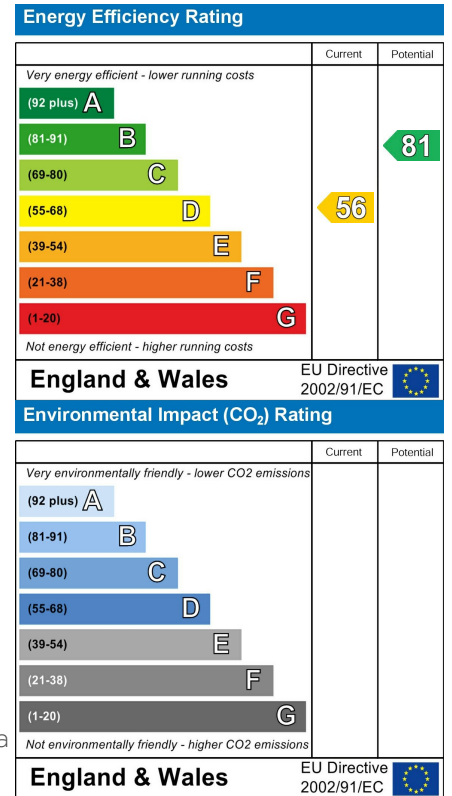
Floor Plan



Area Map



Energy Efficiency Graph



Viewing

Please contact our Southend-on-Sea Office on 01702 811211 if you wish to arrange a viewing appointment for this property or require further information.

These particulars, whilst believed to be accurate are set out as a general outline only for guidance and do not constitute any part of an offer or contract. Intending purchasers should not rely on them as statements of representation of fact, but must satisfy themselves by inspection or otherwise as to their accuracy. No person in this firm's employment has the authority to make or give any representation or warranty in respect of the property.

204 Woodgrange Drive, Southend-on-Sea, Essex, SS1 2SJ

Office: 01702 811211 info@bearestateagents.co.uk <https://www.bearestateagents.co.uk>