



Guide Price £275,000

2 Bedroom Terraced House for sale
16 CASTLE STREET, GREENHITHE



EweMove
SALES AND LETTINGS



Overview

** GUIDE PRICE £275,000 - £300,000 ** This CHAIN FREE two double bedroom extended Victorian style home has to be on your viewing list if not at the top, with 2 double bedrooms, large kitchen diner, retreat style rear garden complete with outside office/workshop you cannot miss out on seeing this property with your own eyes.



Key Features

- Call NOW 24/7 Or Go Online To Book
- Chain Free
- 2 Double Bedrooms
- Ground Floor Bathroom
- Stunning Established Rear Garden
- Outdoor Workshop
- Fantastic Location
- Close To Greenhithe Station and Bluewater Shopping Centre





**** GUIDE PRICE £275,000 - £300,000 **** This CHAIN FREE two double bedroom extended Victorian style home has to be on your viewing list if not at the top, with 2 double bedrooms, large kitchen diner, retreat style rear garden complete with outside office/workshop you cannot miss out on seeing this property with your own eyes.

On entering this house you're met with a bright front living room complete with gas fire ready for those winter nights curled up on the sofa. This room leads through to the spacious, well equipped kitchen diner with wall and base units providing storage and worktop space, gas hob and oven, plus more under stair storage. The sink faces out to the garden through a double glazed window, a must have to keep an eye on the kids or friends enjoying the garden. From the kitchen, you are lead to the downstairs bathroom via a hall with exit to the garden, that contains a large cupboard which houses the boiler and washing machine. The bathroom has a bath with shower over, wc and wash hand basin.

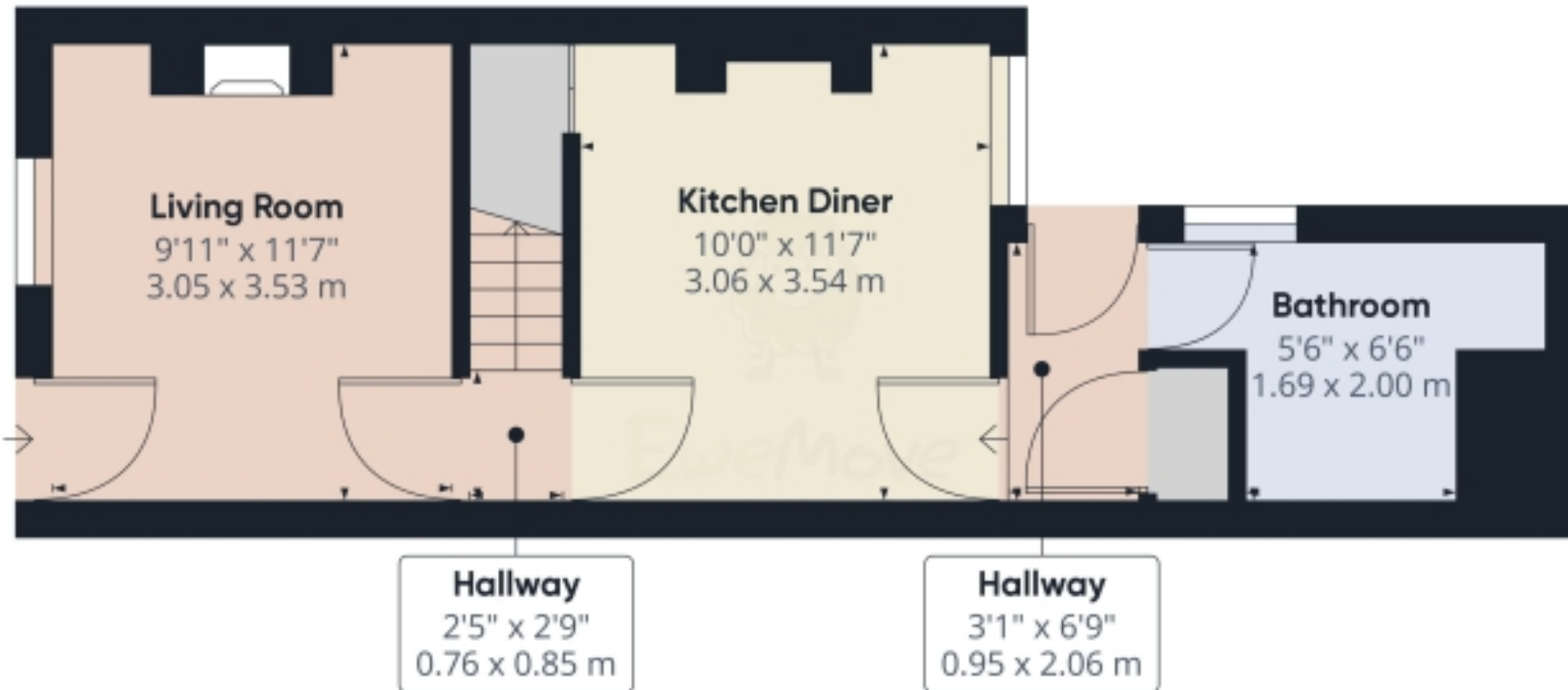
Out to the garden and the treats of this house continue, plants thrive here all year round, with planted borders, space for seating areas and a composite deck path that leads down to the outdoor workshop that benefits from power and light. The garden has further outside storage with power.

Up to the first floor and the bedroom sizes are great, both doubles with storage cupboards above the stairs and feature fire places in keeping with the Victorian theme. Both also have wooden flooring and light pouring in.

Situated within a stone's throw to Greenhithe Station, Bluewater Shopping Centre, close to local transport links and the A2/M25, this house has many plus points for all types of buyers. Either those looking to scale up, first time buyers and investors alike. The location, layout, room sizes, garden space and amenities mean this house will suit many.

Please call today to book your accompanied viewing.

Floorplans



Approximate total area⁽¹⁾
337.51 ft²
31.36 m²

(1) Excluding balconies and terraces

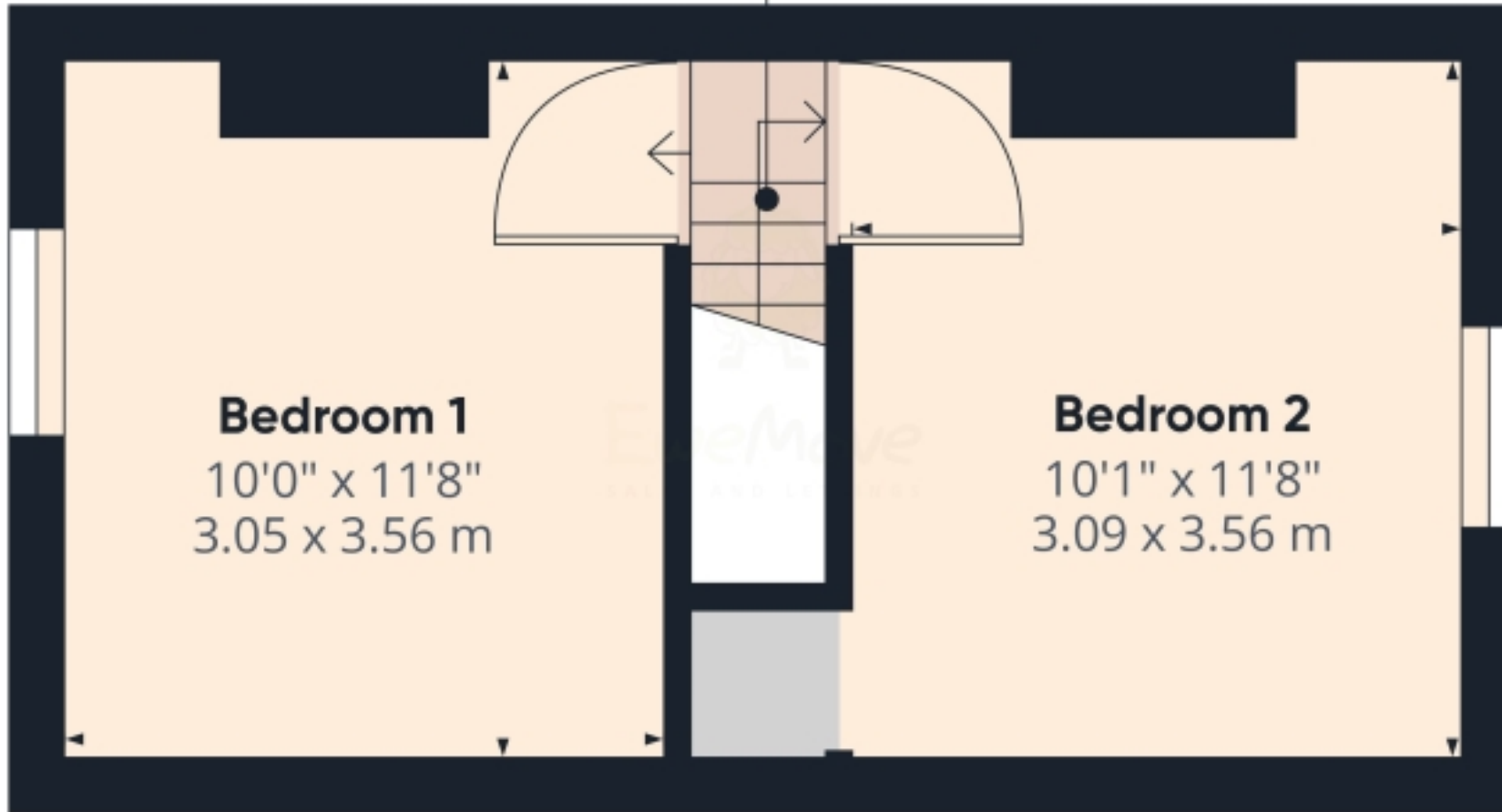
While every attempt has been made to ensure accuracy, all measurements are approximate, not to scale. This floor plan is for illustrative purposes only.

GRA/FE360

Floorplans



Landing



Approximate total area*

236.07 ft²

21.93 m²

Bedroom 1

10'0" x 11'8"
3.05 x 3.56 m

Bedroom 2

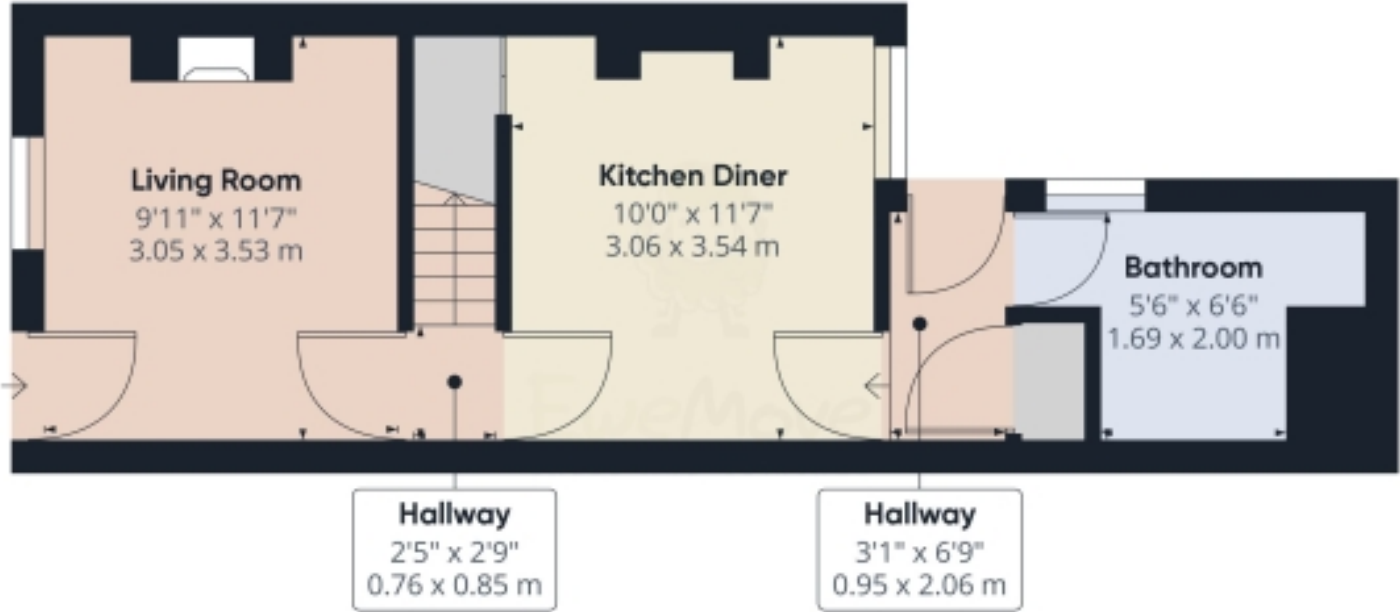
10'1" x 11'8"
3.09 x 3.56 m

(*) Excluding balconies and terraces

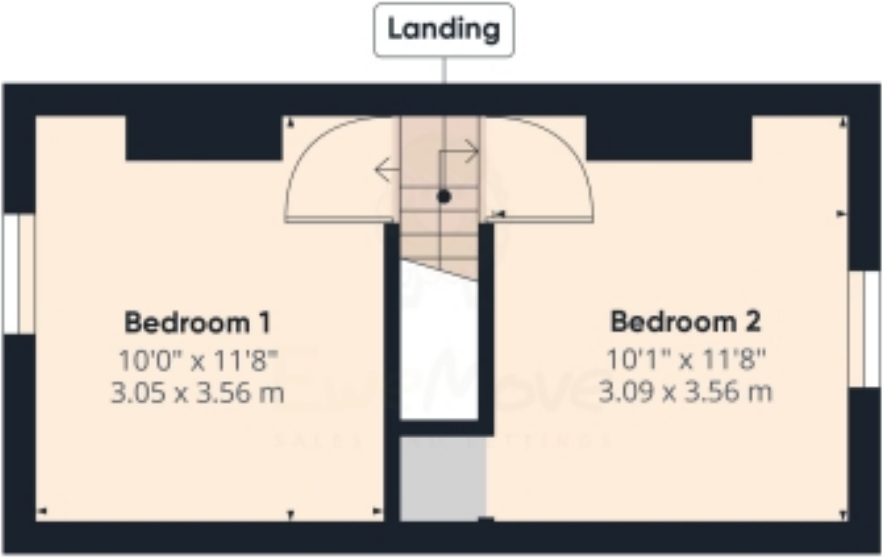
While every attempt has been made to ensure accuracy, all measurements are approximate, not to scale. This floor plan is for illustrative purposes only.

GRAPPE 360

Floorplans



Ground Floor Building 1



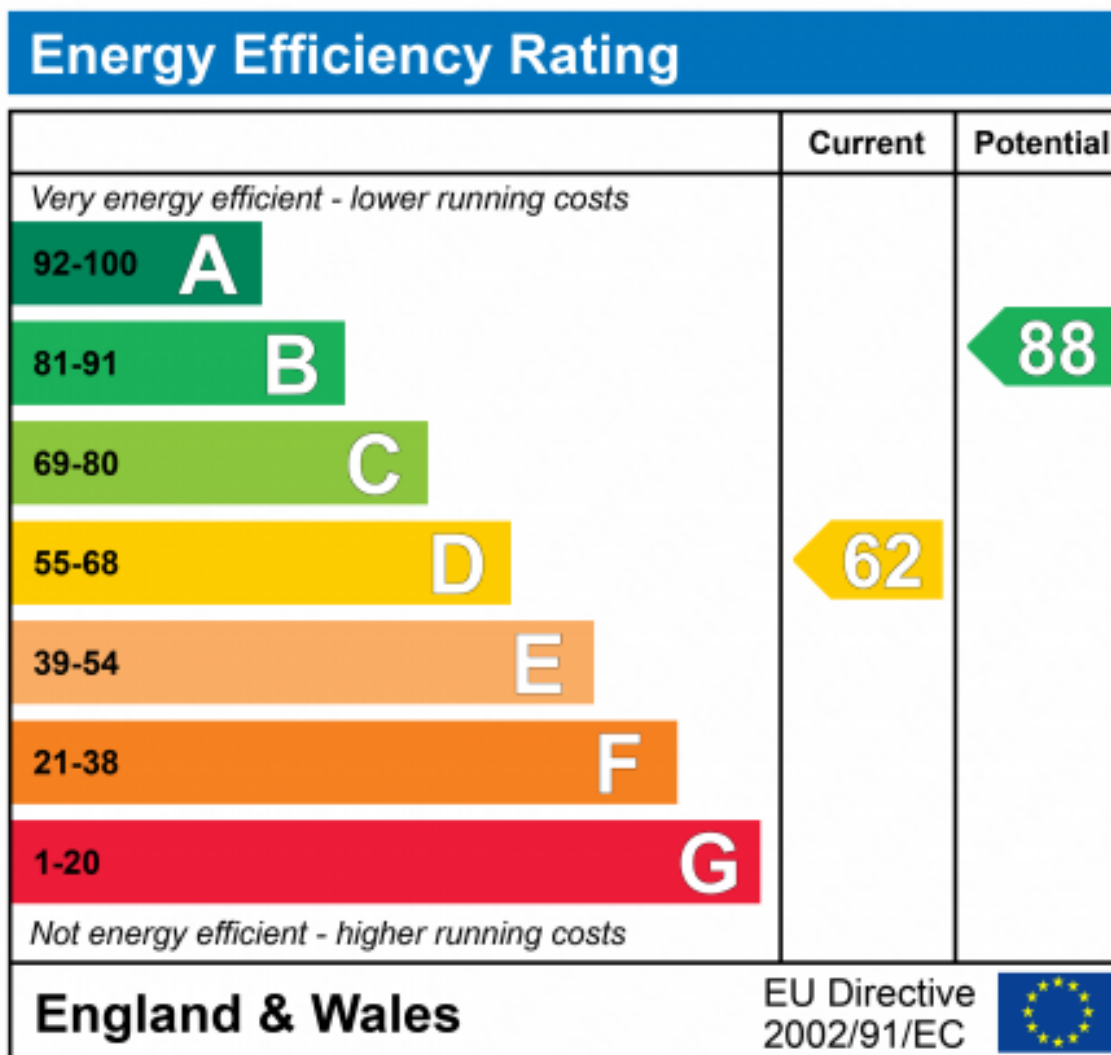
Floor 1 Building 1



Approximate total area⁽¹⁾
573.58 ft²
53.29 m²

(1) Excluding balconies and terraces

While every attempt has been made to ensure accuracy, all measurements are approximate, not to scale. This floor plan is for illustrative purposes only.





Marketed by EweMove Dartford & Greenhithe

020 3953 8023 (24/7)
dartford@ewemove.com

