




The Meadow, Woodchurch

£152,950 Council Tax Band A EPC Rating D

 3  2  1



This lovely three-bedroom mid row residence would make an ideal purchase for a family having a double driveway to the front along with a fantastic rear garden with newly installed timber decked patio! Situated in a convenient location within easy reach of services and amenities including the shops in Upton, frequent public transport links, and Woodchurch Leisure Centre. Also, well placed for local schooling. Interior: inviting hallway, living room, and breakfast kitchen on the ground floor. Off the first-floor landing there are the three bedrooms and family bathroom. Exterior: good sized rear garden and driveway to the front. Be quick not to miss out!

Key Features

- Three Bed Mid Row Home
- Double Driveway
- Rear Garden with New Decked Area
- Council Tax Band A
- EPC Rating D
-
-
-



Copyright V360 Ltd 2024 | www.houseviz.com