



**Wakeham**  
Portland, DT5 1HP



**Offers In Excess Of  
£280,000 Freehold**



# Wakeham

Portland, DT5 1HP

- Stone Fronted Semi Detached Family Home
- Two Double Bedrooms
- Spacious Front Aspect Lounge
- Kitchen/Diner
- Generous Sized Rear Garden Boasting Garden Room With Power
- Modern Fitted Bathroom
- Two Allocated Parking Spaces
- Beautifully Presented Property
- Highly Popular Location ~ Wakeham
- Light & Airy Accommodation






Introducing this stunning stone-fronted, semi-detached family home, beautifully presented throughout. This modern residence boasts two spacious double bedrooms, a bright and welcoming lounge with a front aspect, and a stylish open-plan kitchen/diner perfect for entertaining. The well-appointed family bathroom adds to the home's charm. Outside, you'll find a generous, low-maintenance rear garden featuring a large garden room, ideal for relaxation or additional workspace. The property also includes the convenience of



two allocated parking spaces.

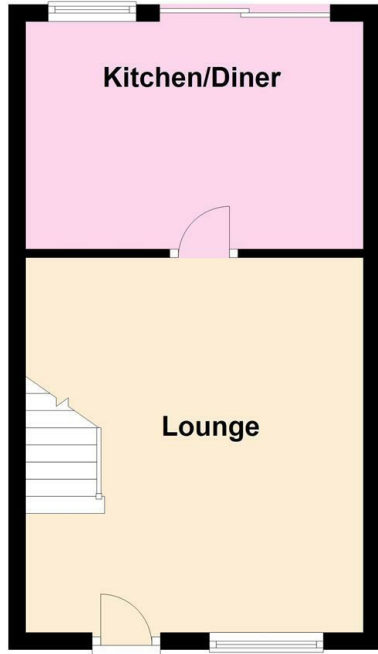
Entering the property you are greeted by the welcoming light and airy front aspect lounge. This is a deceptively spacious room with feature fireplace and surround. From the lounge stairs rising to the first floor. Leading on from the lounge to complete the ground floor accommodation is the open plan kitchen/diner. The kitchen offers a wide selection of colour matching eye and base level storage units and integral oven and hob. There is further space for a selection of free standing domestic appliances. The room is sizeable enough to house a family sized dining room table and chairs. Sliding patio doors provide access out to the rear garden.

Bedrooms one, two and the family bathroom are located on the first floor. Bedroom one is a large front aspect double bedroom. Bedroom two currently arranged as a guest room is a further double enjoying views out to the rear garden. The modern fitted family bathroom comprises a modern white suite with bath and shower over, wash hand basin and WC.

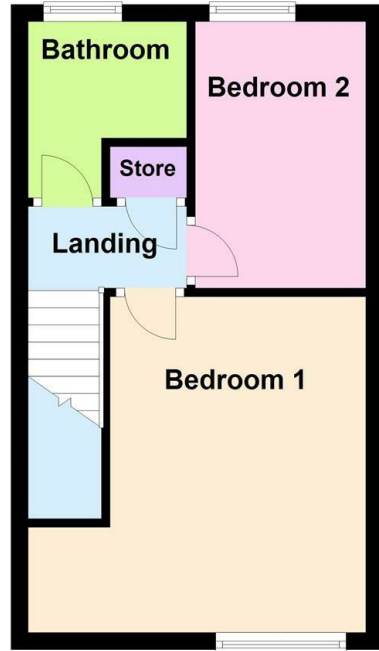


Externally to the front enclosed by brick wall is low maintenance area with path leading to the front door. The rear garden is a hidden gem, boasting vast amounts of space. A wooden deck directly abuts the property creating a outside seating area, with the remainder of the garden laid to shingle and areas suitable for plants and shrubs. There is a further garden room at the bottom of the garden fitted with power, lighting and heating making an i

**Ground Floor**



**First Floor**



**Lounge**  
13'8 x 12'11 (4.17m x 3.94m)

**Kitchen/Diner**  
11' x 12'11 (3.35m x 3.94m)

**Bedroom One**  
12'3 x 12'11 (3.73m x 3.94m)

**Bedroom Two**  
11'2 x 6'8 (3.40m x 2.03m)

**Bathroom**  
8' x 5'11 (2.44m x 1.80m)

**Garden Room**  
11'8 x 10'2 (3.56m x 3.10m)

**Two Allocated Parking Spaces**

**Additional information**

The following details have been provided by the vendor, as required by Trading Standards. These details should be checked by your legal representative for accuracy.

- Property type: End of Terrace
- Property construction: Standard
- Mains Electricity
- Mains Water & Sewage: Supplied by Wessex Water
- Heating Type: Gas Central Heating
- Broadband/Mobile signal/coverage: For further details please see the Ofcom Mobile Signal & Broadband checker. [checker.ofcom.org.uk/](http://checker.ofcom.org.uk/)

**Disclaimer**

These particulars, whilst believed to be accurate are set out as a general outline only for guidance and do not constitute any part of an offer or contract. Intending purchasers should not rely on them as statements of representation of fact, but must satisfy themselves by inspection or otherwise as to their accuracy. All measurements are approximate. Any details including (but not limited to): lease details, service charges, ground rents, property construction, services, & covenant information are provided by the vendor and you should consult with your legal advisor/ satisfy yourself before proceeding. No person in this firm's employment has the authority to make or give any representation or warranty in respect of the property.



Energy Efficiency Rating		Current	Potential
Very energy efficient - lower running costs			
(92 plus) A			88
(81-91) B		74	
(69-80) C			
(55-68) D			
(39-54) E			
(21-38) F			
(1-20) G			
Not energy efficient - higher running costs			
England & Wales		EU Directive 2002/91/EC	

Environmental Impact (CO <sub>2</sub> ) Rating		Current	Potential
Very environmentally friendly - lower CO <sub>2</sub> emissions			
(92 plus) A			
(81-91) B			
(69-80) C			
(55-68) D			
(39-54) E			
(21-38) F			
(1-20) G			
Not environmentally friendly - higher CO <sub>2</sub> emissions			
England & Wales		EU Directive 2002/91/EC	