

# Energy performance certificate (EPC)

153 Albert Street MILLOM LA18 4AB	Energy rating <b>D</b>	Valid until: <b>17 May 2033</b> <hr/> Certificate number: <b>2100-3135-9170-0002-8195</b>
---	---------------------------	--

Property type Mid-terrace house

Total floor area 89 square metres

## Rules on letting this property

Properties can be let if they have an energy rating from A to E.

You can read [guidance for landlords on the regulations and exemptions](https://www.gov.uk/guidance/domestic-private-rented-property-minimum-energy-efficiency-standard-landlord-guidance) (<https://www.gov.uk/guidance/domestic-private-rented-property-minimum-energy-efficiency-standard-landlord-guidance>).

## Energy rating and score

This property's current energy rating is D. It has the potential to be B.

[See how to improve this property's energy efficiency.](#)


Score	Energy rating	Current	Potential
92+	A		
81-91	B		81 B
69-80	C		
55-68	D	57 D	
39-54	E		
21-38	F		
1-20	G		

The graph shows this property's current and potential energy rating.

**Properties get a rating from A (best) to G (worst) and a score.** The better the rating and score, the lower your energy bills are likely to be.

For properties in England and Wales:

the average energy rating is D  
the average energy score is 60



## Breakdown of property's energy performance

### Features in this property

Features get a rating from very good to very poor, based on how energy efficient they are. Ratings are not based on how well features work or their condition.

Assumed ratings are based on the property's age and type. They are used for features the assessor could not inspect.

Feature	Description	Rating
Wall	Sandstone or limestone, as built, no insulation (assumed)	Very poor
Roof	Pitched, no insulation (assumed)	Very poor
Roof	Roof room(s), no insulation (assumed)	Very poor
Window	Fully double glazed	Average
Main heating	Boiler and radiators, mains gas	Good
Main heating control	Programmer, room thermostat and TRVs	Good
Hot water	From main system	Good
Lighting	Low energy lighting in 75% of fixed outlets	Very good
Floor	Solid, no insulation (assumed)	N/A
Secondary heating	Room heaters, mains gas	N/A


### Primary energy use

The primary energy use for this property per year is 327 kilowatt hours per square metre (kWh/m<sup>2</sup>).

### Additional information

Additional information about this property:

- Stone walls present, not insulated
- Dwelling may be exposed to wind-driven rain
- Dwelling may have narrow cavities



## Environmental impact of this property

This property's current environmental impact rating is E. It has the potential to be C.

Properties get a rating from A (best) to G (worst) on how much carbon dioxide (CO<sub>2</sub>) they produce each year. CO<sub>2</sub> harms the environment.

An average household produces 6 tonnes of CO<sub>2</sub>

This property produces 5.2 tonnes of CO<sub>2</sub>

This property's potential production 2.2 tonnes of CO<sub>2</sub>

You could improve this property's CO<sub>2</sub> emissions by making the suggested changes. This will help to protect the environment.


Environmental impact ratings are based on assumptions about average occupancy and energy use. They may not reflect how energy is consumed by the people living at the property.

## Changes you could make

Step	Typical installation cost	Typical yearly saving
1. Room-in-roof insulation	£1,500 - £2,700	£196
2. Internal or external wall insulation	£4,000 - £14,000	£118
3. Low energy lighting	£10	£16
4. Solar water heating	£4,000 - £6,000	£29
5. Solar photovoltaic panels	£3,500 - £5,500	£354

## Paying for energy improvements

You might be able to get a grant from the [Boiler Upgrade Scheme \(https://www.gov.uk/apply-boiler-upgrade-scheme\)](https://www.gov.uk/apply-boiler-upgrade-scheme). This will help you buy a more efficient, low carbon heating system for this property.



## Estimated energy use and potential savings

Based on average energy costs when this EPC was created:

Estimated yearly energy cost for this property	£1053
--	-------

Potential saving if you complete every step in order	£359
--	------

The estimated cost shows how much the average household would spend in this property for heating, lighting and hot water. It is not based on how energy is used by the people living at the property.

### Heating use in this property

Heating a property usually makes up the majority of energy costs.

### Estimated energy used to heat this property

Type of heating	Estimated energy used
-----------------	-----------------------

Space heating	16524 kWh per year
---------------	--------------------

Water heating	2182 kWh per year
---------------	-------------------

### Potential energy savings by installing insulation


Type of insulation	Amount of energy saved
--------------------	------------------------

Loft insulation	1721 kWh per year
-----------------	-------------------

Solid wall insulation	2450 kWh per year
-----------------------	-------------------

### Saving energy in this property

Find ways to save energy in your home by visiting [www.gov.uk/improve-energy-efficiency](https://www.gov.uk/improve-energy-efficiency).





## Contacting the assessor and accreditation scheme

This EPC was created by a qualified energy assessor.

If you are unhappy about your property's energy assessment or certificate, you can complain to the assessor directly.

If you are still unhappy after contacting the assessor, you should contact the assessor's accreditation scheme.

Accreditation schemes are appointed by the government to ensure that assessors are qualified to carry out EPC assessments.

### Assessor contact details

Assessor's name	Stephen Sim
Telephone	07909838977
Email	<a href="mailto:simstephen48@gmail.com">simstephen48@gmail.com</a>

### Accreditation scheme contact details

Accreditation scheme	Quidos Limited
Assessor ID	QUID209130
Telephone	01225 667 570
Email	<a href="mailto:info@quidos.co.uk">info@quidos.co.uk</a>

### Assessment details

Assessor's declaration	No related party
Date of assessment	18 May 2023
Date of certificate	18 May 2023
Type of assessment	<a href="#">RdSAP</a>

---

