





164, Shepherds Lane,  
Dartford, DA1 2PQ

Offers Over £550,000



- SOLD BY SEALEYS WALKER JARVIS
- 4 Bedrooms, 2 Reception Rooms
- Large Garden
- Sought after Area
- Parking for 3 cars and Garage
- No Chain





## 164 Shepherds Lane, Dartford, , DA1 2PQ



### PROPERTY DESCRIPTION

If you're looking for a generous property in one of the most sought after roads in Dartford, near to schools and shopping, plus with easy access to A2, this property is definitely one to view. It has four bedrooms, two receptions with wonderful bay windows, a generous back garden and lots of parking to the frontage, plus a garage which could be used for further accommodation or left as further parking/storage.

### LOCATION DESCRIPTION

Shepherds Lane is a popular area for families and those requiring access to Dartford/Crayford, schools in the area, shops and local motorways. The houses are generous and set back from the road by a green space and footpath, before the front wall of the garden.

### FRONTAGE

Enclosed by a low wall and decorative railings, there is a large parking area for at least three cars and entrance to the garage for further parking or conversion. Block paved parking area leading to the porch.

### PORCH

Almost completely glazed porch which is ideal for coat/boot storage leading to the front door.





### ENTRANCE HALLWAY

A typical 1920/30s entrance hall with stairs to the side, stained glass decorative window to the side of front door. Understairs cupboard housing electric meter and consumer unit with doors leading to other downstairs rooms:

### LOUNGE

To the front of the property a large reception room with 'original' brick ornamental fireplace, bay windows out to front.

### DINING ROOM

Similarly sized to the lounge a large room with chimney breast, French doors with side windows in bay shape, leading out to the garden/patio.



### KITCHEN

A modern kitchen with high gloss units to walls and floor with square edged wooden effect worksurface. Single stainless steel sink and drainer under the window with views of the whole garden. Vinyl flooring and space for cooker/fridge.

### UTILITY

A large area behind the garage linking the garage with the kitchen. Suitable for housing all the appliances needed for modern day living, providing a space for people to enter the property from the garden without entering the main living areas. Door to garage.

### HALF LANDING BEFORE FIRST FLOOR

### BEDROOM 1

This huge bedroom runs from front to back of the property and has windows front and back, so the whole space is very light. There is a handbasin in the rear of this room - due to the generous proportions of this room, it would lend itself to the creation of an en-suite without impacting on the space of a generous master suite.



### LANDING

With doors leading to all remaining upstairs rooms:

### BEDROOM 2

A large double room at the front of the property with large bay window. There are currently fitted wardrobes in this room.

### BEDROOM 3

A further generous double bedroom, again with large windows to the rear, chimney breast. Vanity wash basin.

### BEDROOM 4

The smallest of the bedrooms this room would make a great study or nursery. Window to front.

### FAMILY BATHROOM

A white bathroom suite with electric shower over the bath and shower screen. Vanity unit containing wash basin and low level w.c.. Localised tiling to walls.





## GARAGE

A larger than average garage with up and over door. Courtesy door into utility area.

## GARDEN

A large garden with patio area, lawned areas, established shrubs and trees.

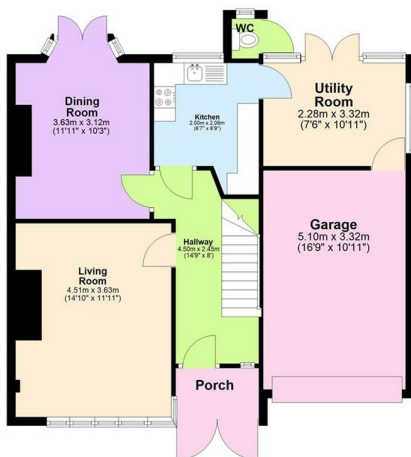
## LOCAL AUTHORITY

Dartford Borough Council - council tax band E

£2743.68 - 2025/6



164 Shepherds Lane



First Floor



Floor plan is for illustrative purposes only.  
Plan produced using PlanUp.

## Energy Efficiency Rating

|   | Current                 | Potential |
|---|-------------------------|-----------|
| Very energy efficient - lower running costs |                         |           |
| (92 plus) A                                 |                         |           |
| (81-91) B                                   |                         |           |
| (69-80) C                                   |                         |           |
| (55-68) D                                   |                         |           |
| (39-54) E                                   |                         |           |
| (21-38) F                                   |                         |           |
| (1-20) G                                    |                         |           |
| Not energy efficient - higher running costs |                         |           |
| England & Wales                             | EU Directive 2002/91/EC |           |

184 Parrock Street  
Gravesend  
Kent  
DA12 1EN

www.sealeys.co.uk  
Email: sales@sealeys.co.uk  
Tel: 01474 369368



Agents Note: Whilst every care has been taken to prepare these marketing particulars, they are for guidance purposes only. These details, description and measurements do not form part of a contract and whilst every effort has been made to ensure accuracy this cannot be guaranteed. Interested parties must satisfy themselves by inspection or otherwise as to the correctness of them. Floor plans are not to scale and are for illustration purposes only. Any equipment, fixtures and fittings or any item referred to have not been tested unless specifically stated.