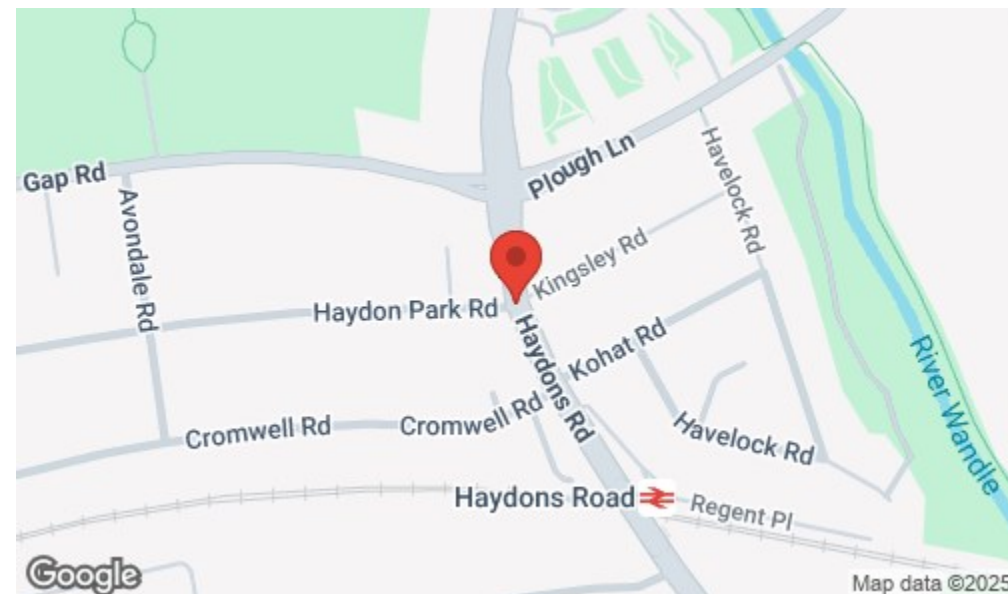


Location

Location Map



Important Note

Centro Residential Sales and Lettings limited have not tested any services, heating system, electrical system, appliances, fixtures and fittings, that may be included in this property and would advise interested parties to satisfy themselves as to their condition or investigating the presence of any deleterious materials.

Viewing: Strictly by appointment through:

CENTRO RESIDENTIAL SALES AND LETTINGS LIMITED

Tel: 020 8401 5000

E-mail: residential@centro.plc.uk

See a selection of our properties at www.centro.plc.uk

£1,750 Per Month -

Haydons Road, Wimbledon, London SW19 8TT



Description

- Conversion
- 2 Bedrooms
- First Floor
- Off street parking
- Ideal location for Wimbledon's host of amenities
- EPC Rating D
- Council Tax Band C

Features

- Gas Central Heating
- Double Glazing
- Neutral Decor

What you need to know

- Term: 12 months
- Rent: £1750pcm exclusive of bills
- Security deposit: £2019.00
- Council Tax Band: D
- Energy Rating: D



Accommodation

Additional Photo



All dimensions and measurements are approximate and for guidance only.

Just Centro's Opinion...

Located on Haydons Road, Wimbledon, this delightful first-floor flat offers a perfect blend of character and modern living.

Upon entering, you are welcomed into a spacious reception room, ideal for both relaxation and entertaining guests. The flat features two well-proportioned bedrooms, providing ample space for a small family or professionals seeking a comfortable home.

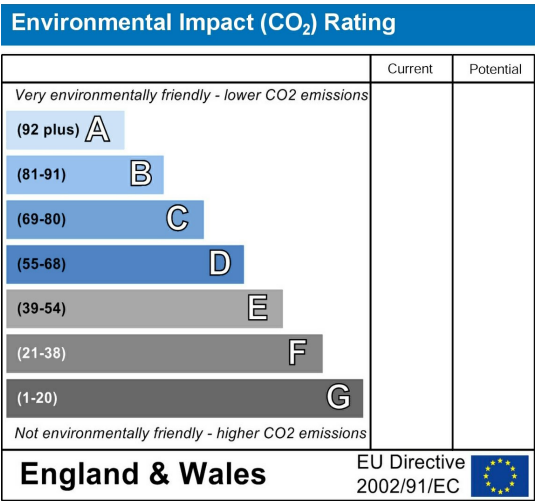
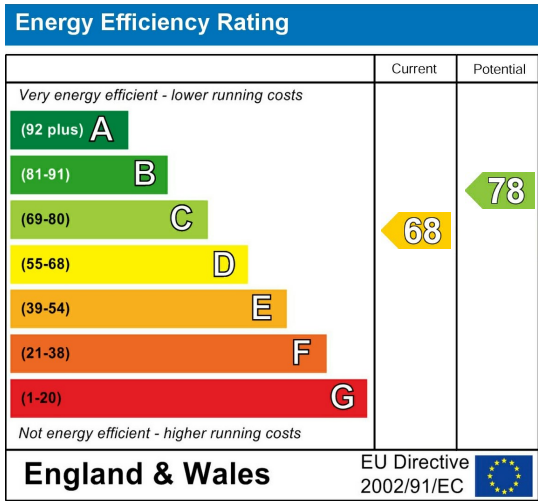
Wimbledon is renowned for its vibrant community, excellent schools, and a variety of shops and restaurants. The nearest train station, Haydons Road is a 5-minute walk away and offers easy access to central London, making this flat an ideal choice for commuters.

For Schools you have The Priory CoFE School, Holy Trinity CoFE Primary School and Garfield Primary School all less than half a mile away.

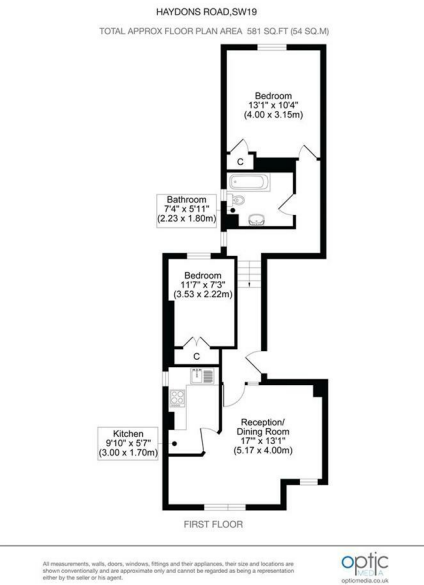
In summary, this charming flat on Haydons Road presents a wonderful opportunity for anyone looking to settle in a historic yet lively part of Wimbledon. With its appealing features and prime location, it is sure to attract interest.

Flexible with furnishings, this apartment is available to view now!

EPC Graph



Floor Plan



For illustration purposes only