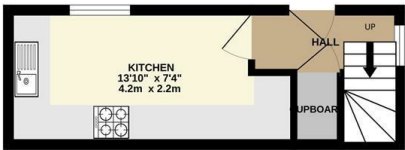
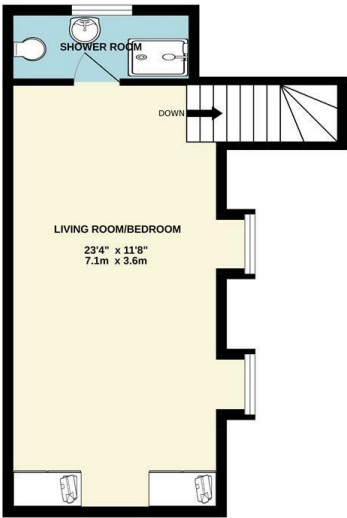




GROUND FLOOR




1ST FLOOR



Whilst every attempt has been made to ensure the accuracy of the floorplan contained here, measurements of doors, windows, rooms and any other items are approximate and no responsibility is taken for any error, omission or mis-statement. This plan is for illustrative purposes only and should be used as such by any prospective purchaser. The services, systems and appliances shown have not been tested and no guarantee as to their operability or efficiency can be given.  
Made with Metagage ©2025

Council: Uttlesford | Council Tax Band: A | Floor Area: 468.00 sq ft

Energy Efficiency Rating		
	Current	Potential
Very energy efficient - lower running costs		
(92 plus) <b>A</b>		<b>89</b>
(81-91) <b>B</b>		
(69-80) <b>C</b>	<b>68</b>	
(55-68) <b>D</b>		
(39-54) <b>E</b>		
(21-38) <b>F</b>		
(1-20) <b>G</b>		
Not energy efficient - higher running costs		
<b>England &amp; Wales</b>	EU Directive 2002/91/EC	



The Agent has not tested any apparatus ,equipment, fixtures and fittings or services and so cannot verify that they are in working order or fit for the purpose. A buyer is advised to obtain verification from their solicitor or surveyor.  
References to the tenure of a property are based on information supplied by the seller. The agent has not had the sight of the title documents. A buyer is advised to obtain verification from their solicitors.

**CHURCHILL**  
estates



**CHURCHILL**  
estates

Worrin Road, Dunmow, CM6 3FU  
£1,025 Per Calendar Month

Bedrooms: 1 | Reception Rooms: 1 | Bathrooms: 1



Request a Viewing: **0208 504 2222** Email: **buckhursthill@churchill-estates.co.uk**





Available Now - Offered Furnished / Part-Furnished / Unfurnished with Gas, Electric and Water Rates Included (Council Tax Excluded - Band A) is this privately accessed Studio / One Bedroom Annexe with accommodation over two floors, including; Entrance Hallway, Kitchen with appliances and breakfast bar, first floor shower suite and 23ft living/bedroom area with fitted wardrobes.

Located on the popular Fitch Green development the property is well situated with great commuter links and bus routes to Stansted Airport as well as surrounding towns.

Available on a long or short term basis (minimum 6 months) the property is best-suited for single occupancy.

5 weeks' deposit: £1,182

EPC Rating D

Council Tax Band A

