

*To arrange a viewing contact us
today on 01268 777400*



SOLD

ASPIRE

ASPIRE



Elm Road, Basildon Guide Price £950,000 - £1,000,000

- CHECK OUT THE MARKETING VIDEO
- EXTENSIVE GROUNDS
- THREE RECEPTION ROOMS
- HUGE POTENTIAL FOR DEVELOPEMNT STPP
- LUXURY KITCHEN/DINING ROOM
- **IT'S OWN SELF CONTAINED TWO DOUBLE BEDROOM COTTAGE**
- PLOT APPROX 1.4 OF AN ACRE
- LARGE INDIVIDUAL SIX BEDROOM HOME
- VAST IMPOSING MAIN HOME WITH FANTASTIC FEATURES
- SEMI - RURAL LOCATION

www.aspireestateagents.co.uk

CHECK OUT THE VIDEO. Aspire Estate Agents are thrilled to introduce this expansive and distinctive six-bedroom residence, offering a wealth of living space and exceptional amenities. This remarkable property includes three generous reception rooms, perfect for entertaining and family gatherings. Additionally, it features its own self-contained two-bedroom cottage, ideal for guests, extended family, or potential rental income.

Set within extensive grounds, this home occupies a substantial plot of approximately 1.4 acres, providing a serene and private environment with plenty of outdoor space for gardening, recreation, and future expansions. The luxury kitchen and dining room are beautifully designed to cater to modern living, combining style and functionality.

Located in a desirable semi-rural setting, this property offers the best of both worlds – the tranquillity of the countryside with easy access to local amenities and transport links. With immense potential for development, subject to planning permission, this home presents a unique opportunity for discerning buyers looking to create their dream residence. Aspire Estate Agents invite you to explore the possibilities and envision your future in this extraordinary property.

- Ground Floor -

Entrance Hall-Way

19'6 x 8'2 (5.94m x 2.49m)

Lounge/Sitting Room

25'0 x 14'4 (7.62m x 4.37m)

Reception Room

20'0 x 11'9 (6.10m x 3.58m)

Kitchen/ Dinner

25'6 x 9'8 (7.77m x 2.95m)

Pantry

7'5 x 3'6 (2.26m x 1.07m)

Storage

Bathroom

8'5 x 5'9 (2.57m x 1.75m)

Utility

8'5 x 5'9 (2.57m x 1.75m)

- First Floor -

Hall Way

10'4 x 9'8 (3.15m x 2.95m)

Bedroom One

14'6 x 13'4 (4.42m x 4.06m)

Dressing Room

Ensuite

8'2 x 6'4 (2.49m x 1.93m)

Bedroom Two

14'4 x 12'1 (4.37m x 3.68m)

Bedroom Three

13'1 x 11'8 (3.99m x 3.56m)

Bedroom Four

9'3 x 9'0 (2.82m x 2.74m)

Bathroom

14'4 x 12'1 (4.37m x 3.68m)

- Out Building -

Entrance Hall

Lounge

12'1 x 11'3 (3.68m x 3.43m)

Office/ Dining Room

11'0 x 8'5 (3.35m x 2.57m)

Kitchen

12'1 x 7'1 (3.68m x 2.16m)

Utility

6'8 x 5'2 (2.03m x 1.57m)

Bathroom

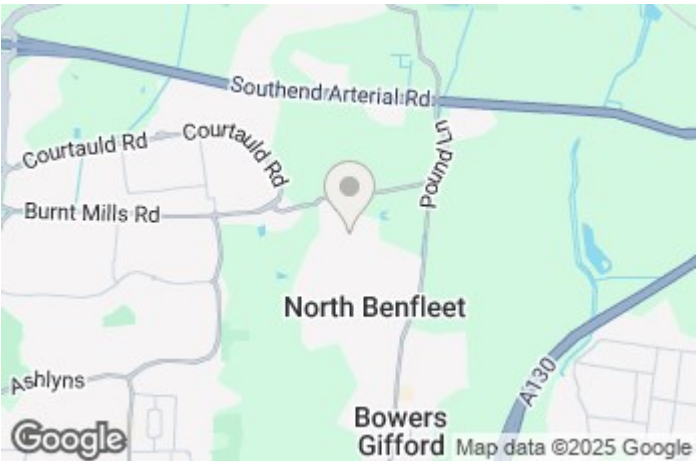
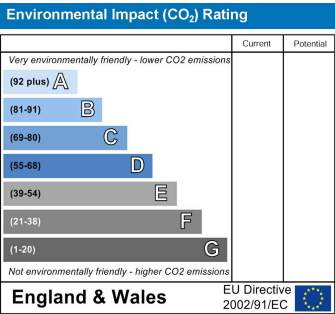
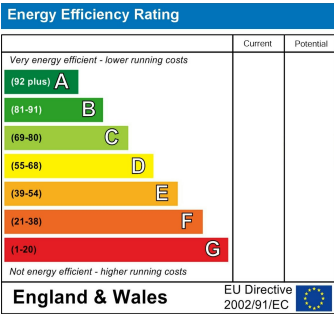
6'5 x 5'4 (1.96m x 1.63m)

Bedroom One

14'9 x 8'7 (4.50m x 2.62m)

Bedroom Two

12'7 x 10'1 (3.84m x 3.07m)



Under the Property Misdescriptions Act 1991 we make every effort to ensure our sales details are accurate but they are a general outline and do not constitute any part of an offer or contract. Any services, equipment and fittings have not been tested and no warranty can be given as to their condition. We strongly recommend that all the information provided be verified by your advisors and in particular, measurements required for a specific purpose such as fitted furniture or carpets. Please tell us if you have any problems and members of our branches will help either over the phone or in person. A copy of our complaints procedure is available on request. The details are issued on the strict understanding that any negotiations in respect of the property named herein are conducted through Aspire Estate Agents.