




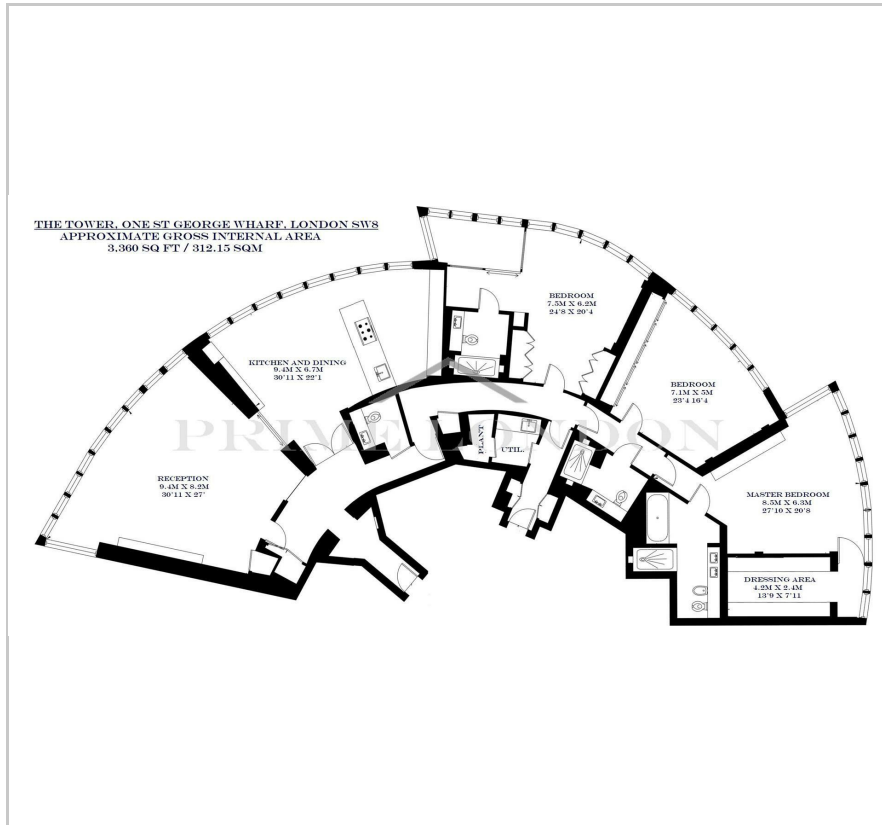
The Tower

One St. George Wharf, SW8 2BW

£3,750 Per Week



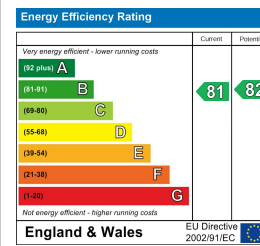
Floor Plan



Area Map



Energy Efficiency Graph



Viewing

By appointment. Contact us on 0207 928 6663 if you wish to arrange a viewing appointment for this property, or require further information.

- Elite apartment
- Extensive lateral space
- Exquisite finishes and integrated media
- Gym, pool and sauna facilities
- Astounding panorama
- 3,360 sq ft (315.12 sqm)
- Concierge service with valet parking
- On site riverside bars and restaurants

An elite apartment with an astounding panorama of London, bespoke designed and with extensive lateral space totalling some 3,360 sq ft (315.12 sqm), available for lease exclusively through Prime London.

The apartment benefits from exquisite finishes and integrated media and room comfort controls, and commences with a beautifully lit entrance, leading to the reception room and expansive separate eat in kitchen/dining room.

The master bedroom incorporates a walk-in dressing area and en suite (bath and shower), and two further bedrooms add an en suite, further shower room and extensive integrated storage.

Amenities at The Tower include front door concierge service with valet parking, first floor gym, pool and sauna facilities as well as a private cinema. St George Wharf offers on site riverside bars and restaurants such as Waterfront London, The Riverside, Four Degree and Pop Art Sushi.

For additional convenience other on site outlets include Tesco Express, Pret a Manger, Hudson's Dry Cleaners, Riverside Medical Centre, Dental Spa and more.



These particulars, whilst believed to be accurate are set out as a general outline only for guidance and do not constitute any part of an offer or contract. Intending purchasers should not rely on them as statements of representation of fact, but must satisfy themselves by inspection or otherwise as to their accuracy. No person in this firm's employment has the authority to make or give any representation or warranty in respect of the property.

Palace View, 131 Lambeth Road, London SE1 7BT | 21 Grosvenor Gardens, Belgravia, London SW1W 0BP

Tel: 0207 928 6663 | 0207 052 1075 Email: Office@PrimeLondonResidential.com www.PrimeLondonResidential.com