

Franklyn James



Wheat Sheaf Close

, London, E14 9UY

Asking Price £450,000

Offered with no onward chain is this highly sought-after two double bedroom, two-bathroom property with fantastic views of Millwall Dock. Updated to a good standard, this spacious apartment features a generous master bedroom with an ensuite shower room, a good-sized second double bedroom, and a luxury main bathroom. The spacious reception room offers stunning dock views, and the kitchen comes with part built-in appliances. Residents benefit from private on-site parking. Conveniently located just moments from Mudchute DLR station, enjoy easy access to Canary Wharf and all parts of the capital. Don't miss out on this exceptional property—book your viewing today!

- Spacious apartment
- Stunning views
- Modern Development
- En Suite to Master bedroom
- Prime location
- Chain Free
- Ideal first time buy
- Immaculately presented
- Remaining lease of 139 years from 25.12.2025

Viewing

Please contact our Limehouse Sales Office on 02077911777 if you wish to arrange a viewing appointment for this property or require further information.




2



2

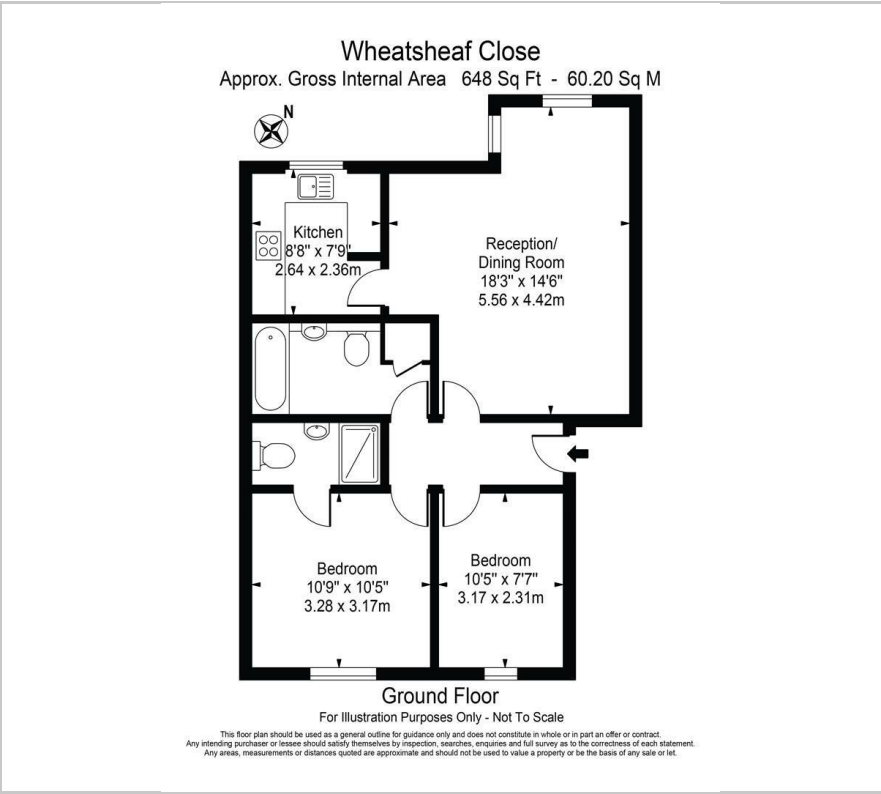


1



C

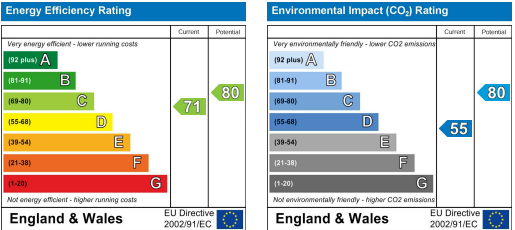
Floor Plan



Area Map



Energy Efficiency Graph



These particulars, whilst believed to be accurate are set out as a general outline only for guidance and do not constitute any part of an offer or contract. Intending purchasers should not rely on them as statements of representation of fact, but must satisfy themselves by inspection or otherwise as to their accuracy. No person in this firm's employment has the authority to make or give any representation or warranty in respect of the property.