




**2 Flimwell Park Hawkhurst Road, Wadhurst
TN5 7QH**

An architecturally significant 5/6 bedroom detached, ecologically advanced homes situated on the Award winning Flimwell Park development. Featured on Country File, noted for its ingenious design and materials, superb sustainability credentials, amazing restaurant (Birchwood) and beautiful, unspoilt woodland views.

Built to the highest of specification with exceptional energy efficiency, main living space and kitchen is cleverly positioned on the 2nd floor which affords the best views.

*** NB - INTERNAL PHOTOS IN THIS WEB BROCHURE ARE TAKEN FROM NUMBER 4 - INTERNAL OF NUMBER 2 PENDING***

£4,500 Per Week



Description

The accommodation comprises:

Ground Floor: Hallway, Bedroom 1 - double, Bedroom 2 - double, Bedroom 3 - double with en suite shower, Plant Room, Family bathroom with shower.

First Floor: Landing, WC / Cloakroom, Bedroom 4 - double with en suite bathroom, Bedroom 5 - master suite, double with walk in wardrobe and ensuite bathroom with his and hers sinks, Bedroom 6 / Study.

2nd Floor: Vast open plan Living Space, impressive hand made Kitchen with integral appliances, modern wood burner, enormous suspended terrace with views, snug / media room.

Exterior: Wrap around garden. Allocated parking with dedicated home electric car charge point.

Services: Mains Electricity, Mains Water, Solar Panels, Air Source Heat Pump

EPC: A

Unfurnished

Pets - considered

Location

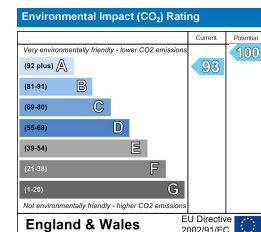
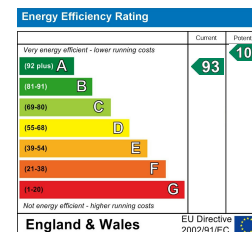
Flimwell Park Location is situated approximately 2 miles to the west of the popular village of Hawkhurst which offers good local shopping and amenities including the Kino Digital Cinema, Waitrose and Tesco supermarkets, independent shops and several pubs and restaurants. More extensive shopping and leisure facilities can be found in Cranbrook (5.5 miles), Tunbridge Wells (12.1 miles) and Tenterden (12.4 miles).

Nearby Bewl Water Reservoir at Lamberhurst (5.2 miles) offers a wide range of activities including fishing, sailing, rowing and wonderful walks. Bedgebury Pinetum (1 mile) also has excellent local walks, cycling, riding and outdoor music concerts. Camber Sands are about 19 miles to the south.

Mainline Rail Services: Etchingham (5 miles) or Wadhurst (7.4 miles) stations have frequent services to London via London Bridge and Waterloo East. A high speed train service runs from Ashford (23.5 miles) to London St Pancras in about 37 minutes.

Schools: There is an excellent range of schools in the area in both the state and private sectors at primary and secondary levels.

*All distance and travel times are approximate.



IMPORTANT: we would like to inform prospective purchasers that these sales particulars have been prepared as a general guide only.

A detailed survey has not been carried out, nor the services, appliances and fittings tested. Room sizes should not be relied upon for furnishing purposes and are approximate. If floor plans are included, they are for guidance only and illustration purposes only and may not be to scale. If there are any important matters likely to affect your decision to buy, please contact us before viewing the property.

Zoopla.co.uk

rightmove.co.uk

The Property Ombudsman

W789 Ravensworth 01670 713330

Windmill Oast, Windmill Farm
2 Benenden Road
Rolvenden
Kent
TN17 4PF
01580 242700

<https://www.valeandmarsh.com>

