

LEA CROFT

Kelsall | CW6 0QL



HINCHLIFFE
HOLMES



Situated in a sought-after quiet elevated location within walking distance to the village centre and positioned in approximately 1/3 of an acre of private landscaped gardens, a beautifully presented and extended detached family home with superb flexible accommodation throughout. Driveway providing off road parking for several vehicles and detached garage.



LEA CROFT

Situated in a sought-after quiet elevated location within walking distance to the village centre and positioned in approximately 1/3 of an acre of private landscaped gardens, a beautifully presented and extended detached family home with superb flexible accommodation throughout. Driveway providing off road parking for several vehicles and detached garage.

Kelsall is an extremely popular semi-rural Cheshire village and offers excellent day-to-day amenities and a superb position amidst some of Cheshire's most picturesque countryside.

Within the village there is a Co-operative convenience store with internal Post Office/Bureau De Change, butchers, pharmacist, community hall, doctor's surgery, new Well Being Hub and medical centre, vets' practice, Parish church and Methodist chapel. Located in the centre of the village are playing fields with specialist children's play area. Worthy of particular attention is that in recent times Brunning & Price have completed a complete refurbishment of the pub in the centre of the village now called The Morris Dancer. In addition, there are two further pubs - The Royal Oak and The Farmers Arms. There is also an

increasingly popular takeaway sandwich/coffee bar known as Citrus.

For those with educational needs, Kelsall has an OUTSTANDING Ofsted rated primary school, which in turn feeds into the nearby OUTSTANDING Ofsted rated Tarporley High School.

The area as a whole has access to glorious countryside and places of significant interest that include ancient castles, boating facilities on nearby canals and Delamere Forest. Wonderful walks are provided via the Whitegate Way and Sandstone Trail and in the Willington and Utkinton Hills - known locally as 'Little Switzerland'.

In terms of road links, there are extensive connections to the M56, M6 and M53. The A49, A51 and A55 all link to key areas of commerce and interest. With regards to railway services, there are stations at nearby Hartford, Cuddington, Frodsham, and Chester. All operate on either the Chester - Manchester or Liverpool - London lines. Fantastic connections can be enjoyed at Crewe railway station, with the service to London taking just over 90 minutes. Two international airports can be located within 45 minutes' drive - Liverpool John Lennon International Airport and Manchester International Airport.

GROUND FLOOR

Entrance Hall
Lounge
Dining Room
Hallway
Study
Conservatory
Breakfast Kitchen
WC

FIRST FLOOR

Landing
Bedroom One - En-suite
Bedroom Two

Bedroom Three
Bedroom Four
Bathroom

OUTSIDE

Garage
Parking
Gardens





HAPPINESS IS NOT A WAY OF LIFE













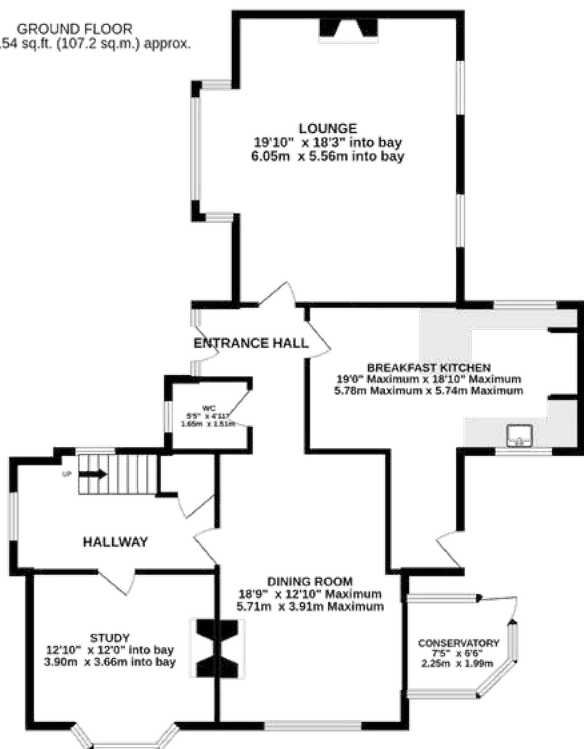






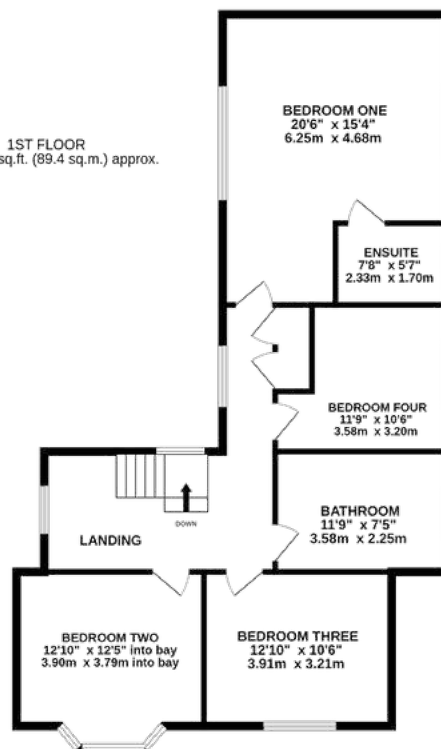


GROUND FLOOR
1154 sq.ft. (107.2 sq.m.) approx.



TOTAL FLOOR AREA: 2116 sq.ft. (196.6 sq.m.) approx.

1ST FLOOR
962 sq.ft. (89.4 sq.m.) approx.



TENURE

Freehold. Subject to verification by Vendor's Solicitor.

SERVICES (NOT TESTED)

We believe that mains water, electricity, gas central heating and drainage are connected.

LOCAL AUTHORITY

Cheshire West And Chester. Council Tax – Band F.

POSSESSION


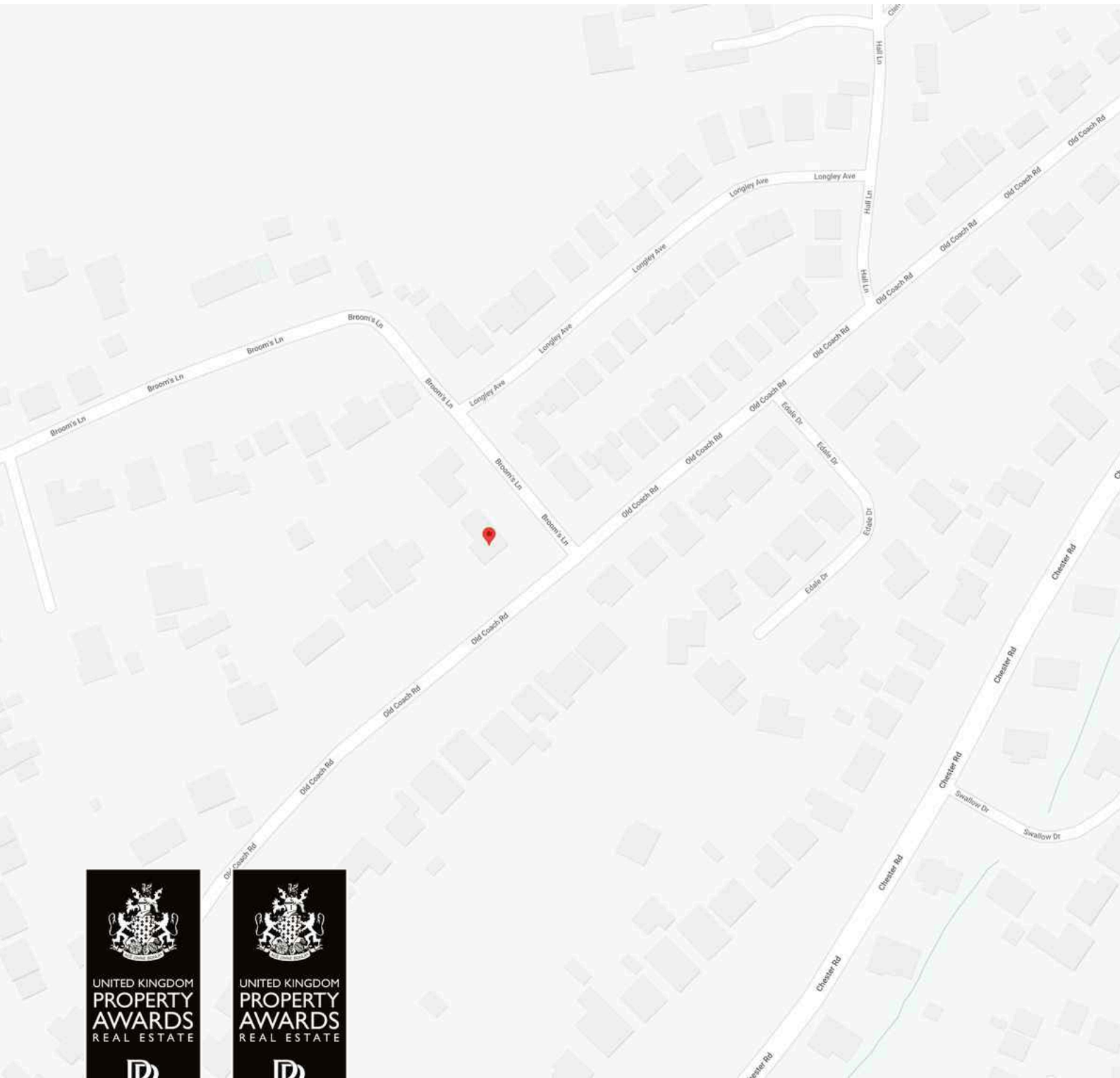
Vacant possession upon completion.

VIEWING


Viewing strictly by appointment through the Agents.

NOTICE: Hinchliffe Holmes for themselves and for the vendors or lessors of this property whose agents they are give notice that:

- (i) the particulars are set out as a general outline only for the guidance of intending purchasers or lessees, and do not constitute, nor constitute part of, an offer or contract;
- (ii) all descriptions, dimensions, references to condition and necessary permissions for use and occupation, and other details are given in good faith and are believed to be correct but any intending purchasers or tenants should not rely on them as statements or representations of fact but must satisfy themselves by inspection or otherwise as to the correctness of each of them;
- (iii) no person in the employment of Hinchliffe Holmes has any authority to make or give any representation or warranty whatever in relation to this property.
- (iv) Whilst every attempt has been made to ensure the accuracy of the floor plan contained here, measurements of doors, windows, rooms and any other items are approximate and no responsibility is taken for any error, omission, or mis-statement. This plan is for illustrative purposes only and should be used as such by any prospective purchaser. The services, systems and appliances shown have not been tested and no guarantee as to their operability or efficiency can be given.



UNITED KINGDOM
PROPERTY AWARDS
REAL ESTATE




ROLLS-ROYCE
MOTOR CARS
AUTHORISED DEALER
PELA WOOD


★★★★★
BEST ESTATE AGENCY
SINGLE OFFICE
CHESHIRE

Hinchliffe Holmes Ltd

2022-2023



UNITED KINGDOM
PROPERTY AWARDS
REAL ESTATE



ROLLS-ROYCE
MOTOR CARS
AUTHORISED DEALER
PELA WOOD

★★★★★
BEST ESTATE AGENT
CHESHIRE

Ben Hinchliffe

2022-2023



The **Negotiator**
Awards 2022

**REGIONAL AGENCY
OF THE YEAR
NORTH EAST
& NORTH WEST**



GOLD



BEST
ESTATE AGENT GUIDE
AWARDS 2023

**WINNER
LETTINGS**

AWARDED FOR
MARKETING | SERVICE | RESULTS

LETTINGS

With our bespoke and personal approach, Hinchliffe Holmes has a tailored range of services to suit your needs as a Landlord. Our expert team will showcase your property to thousands of potential tenants each month.



Let Only
Rent Collect
Managed
Complete Managed

MORTGAGES

The Hinchliffe Holmes team is committed to providing the best possible service and advice. Our team of skilled and caring advisors will guide you through the mortgage application, removing the stress and simplifying the whole process.



Remortgage
Commercial - Buy-to-let
First time Buyer - Next Time Buyer
Fixed Rate - Flexible - Tracker - Discounted

LAND & NEW HOMES

The team at Hinchliffe Holmes offer experienced and professional advice for the purchase and sale of land, property development and the purchase of newly built and developed property.





An Exclusive Listing is a home sale that is not listed on the open market and therefore it is sold off-market using more private and discrete methods.

EXCLUSIVE LISTINGS

Your home is one of a kind, the process of selling should be unique to you and your needs. Not all home sellers follow the traditional route when putting their home on the market. For some, an Exclusive Listing, can be the right method to sell their home.



**HINCHLIFFE
HOLMES**

INDEPENDENT ESTATE AGENTS

**SALES | LETTINGS | MORTGAGES
LAND & NEW HOMES | PROPERTY MANAGEMENT**

TARPORLEY OFFICE

56B High Street, Tarporley, Cheshire, CW6 0AG
01829 730 021 - tarporley@hinchliffeholmes.co.uk

NORTHWICH OFFICE

28 High Street, Northwich, Cheshire, CW9 5BJ
01606 330 303 - northwich@hinchliffeholmes.co.uk

www.hinchliffeholmes.co.uk