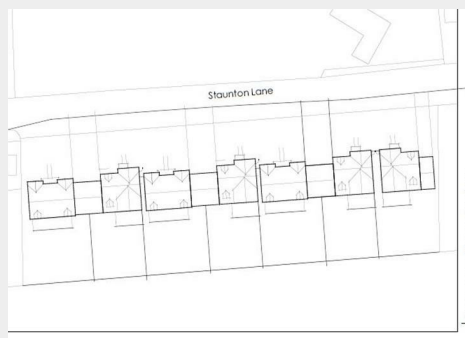
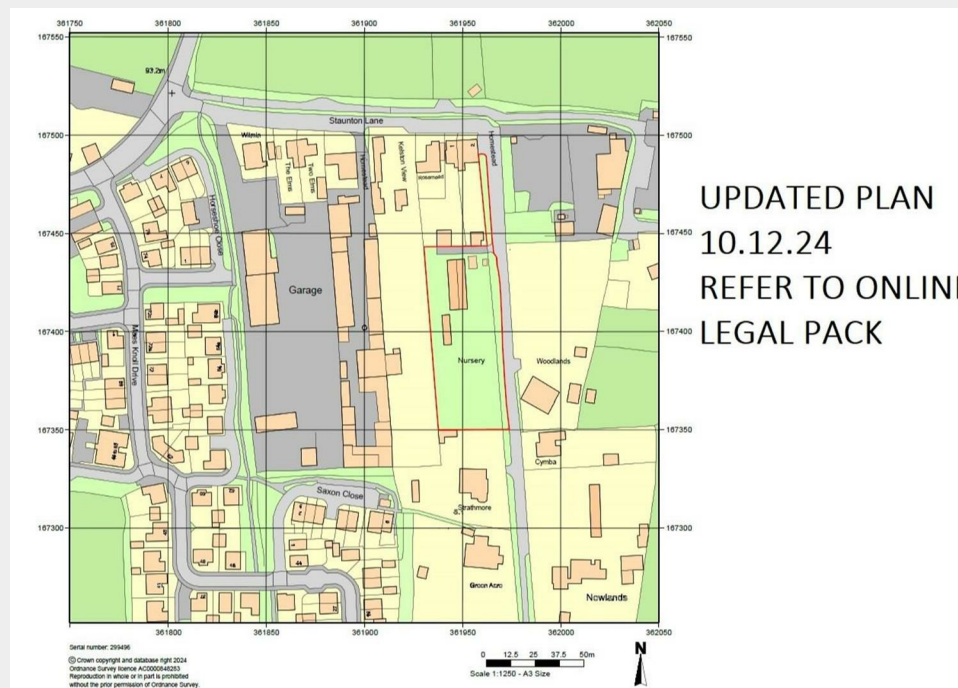


Former Nursery Staunton Lane, Whitchurch, Bristol, BS14 0QL

Sold @ Auction £405,000



- FOR SALE BY ONLINE AUCTION
- WEDNESDAY 11TH DECEMBER 2024
- VIEWINGS - REFER TO DETAILS
- LEGAL PACK NOW COMPLETE
- VIDEO TOUR NOW ONLINE
- SOLD @ DECEMBER LIVE ONLINE AUCTION
- FREEHOLD DEVELOPMENT SITE
- RESI SCHEMES SUBJECT TO CONSENTS
- SCOPE FOR 7 - 9 DWELLINGS
- EXTENDED 8 WEEK COMPLETION

Hollis Morgan - BEST AND FINAL OFFERS 11.12.24 – A Freehold DEVELOPMENT SITE (0.65 Acres) with scope for a RESIDENTIAL SCHEME OF 7 - 9 HOUSES subject to consents.

Former Nursery Staunton Lane, Whitchurch, Bristol, BS14 0QL

Accommodation

FOR SALE BY LIVE ONLINE AUCTION
*** SOLD @ DECEMBER LIVE ONLINE AUCTION ***

GUIDE PRICE £200,000 +++
SOLD @ £405,000

ADDRESS | Former Nursery @ Staunton Lane, Whitchurch, Bristol BS14 0QL

Lot Number 37

The Live Online Auction is on Wednesday 11th December 2024 @ 17:30
Registration Deadline is on Monday 9th December 2024 @ 16:00

The Auction will be streamed LIVE ONLINE via the Hollis Morgan website & you can chose to bid by telephone, proxy or via your computer.
Registration is a simple online process – please visit the Hollis Morgan auction website and click “REGISTER TO BID”

GUIDE PRICE RANGE

The vendors have issued a guide price range of £200,000 - £300,000

THE LAND

A Freehold parcel of land (0.65 Acres) that was formerly a Nursery with various dilapidated green houses and outbuildings on site with vehicular access from Staunton Lane.
Sold with vacant possession.

Tenure - Freehold

Utilities, Rights & Restrictions - Please refer to the Legal Pack

Flood Risk - Please refer to the Legal Pack

THE OPPORTUNITY

DEVELOPMENT SITE | SUBJECT TO PLANNING

A level 0.65 acre parcel of land with scope for residential development subject to consents.

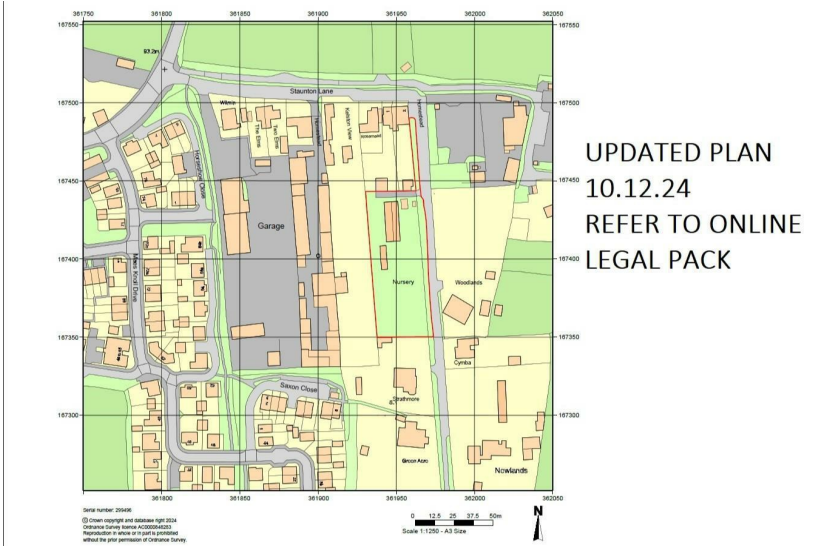
The vendors have sought independent planning advice and have been informed there is scope for a scheme of 7 - 9 houses on the site.
A scheme of 7 x 4 bed houses (2 house types 1400 & 1600 Sq Ft) has been illustrated in a block plan for indicative use only.
Full copy of planning report to be uploaded to online legal pack.

We understand no previous planning of this nature has been sought.
Interested parties to make their own investigations.
No uplift or overage clauses.

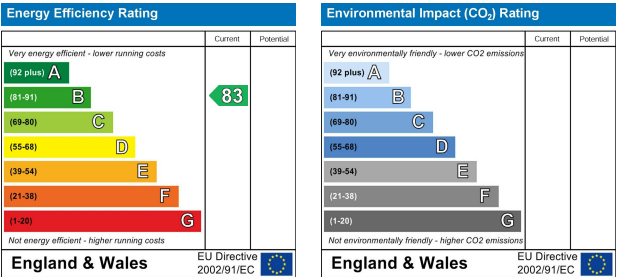
LOCATION

The sought after Whitchurch Village, in the Bath & North East Somerset county, is approximately 4 miles south of Bristol city centre and approximately 10 miles from Bath with its Roman origins and Georgian architecture. Within walking distance there are a number of shops including a post office, a Co-op, hairdressers and barbers, a newly refurbished playground and Whitchurch Primary School. There are multiple options for secondary education including the renowned Chew Valley School. The nearby Chew Valley and Blagdon Lakes are notable for their fishing, birdlife, sailing and nature study amenities, and there are plenty of countryside walks from the door step. There is a great cycle route into Bristol via the Whitchurch Way. It is only a short drive to the A4 and South Bristol Link Road, the M4/M5 motorways are accessible via a link road at Keynsham and Bristol International Airport is within easy reach.

Floor plan



EPC Chart



9 Waterloo Street

Clifton

Bristol

BS8 4BT

Tel: 0117 973 6565

Email: post@hollismorgan.co.uk

www.hollismorgan.co.uk

Hollis Morgan Property Limited, registered in England, registered 7275716.

Registered address, 5 Upper Belgrave Road, Clifton, Bristol BS8 2XQ

Auction Property Details Disclaimer

Hollis Morgan endeavour to make our sales details clear, accurate and reliable in line with the Consumer Protection from Unfair Trading Regulations 2008 but they should not be relied on as statements or representations of fact.

Please refer to our website for further details.