



Meadow Road ,
Alcester, B49 6BA

Jeremy
McGinn & Co

Offers In The Region Of £265,000



A modern Mid-Terraced property, perfect for first time buyers in good condition offering bright and deceptively spacious accommodation.

Approach from the front over a small landscaped frontage with central path leading to the front door. Internal accommodation includes; Entrance Porch, Living room with window to the front, open staircase which rises to the first floor and double doors opening to a good size Dining Kitchen with a fitted farmhouse-style kitchen and plenty of room for a dining table. A window and door open to the garden. Upstairs; Landing, Bathroom and TWO DOUBLE BEDROOMS, one with built-in wardrobe.

The Rear Garden is fully fenced and has a Westerly facing aspect, ideal for enjoying the afternoon and evening sunshine. There is a paved seating area to immediate rear edging the lawn. A path leads from the patio down to a pedestrian gate which opens to a small communal car park with TWO ALLOCATED PARKING SPACES. There is also a timber shed.

NB The loft is boarded with a loft ladder. Being of a good size, there is potential to create a room in the loft (subject to building regs).





Tax Band: B

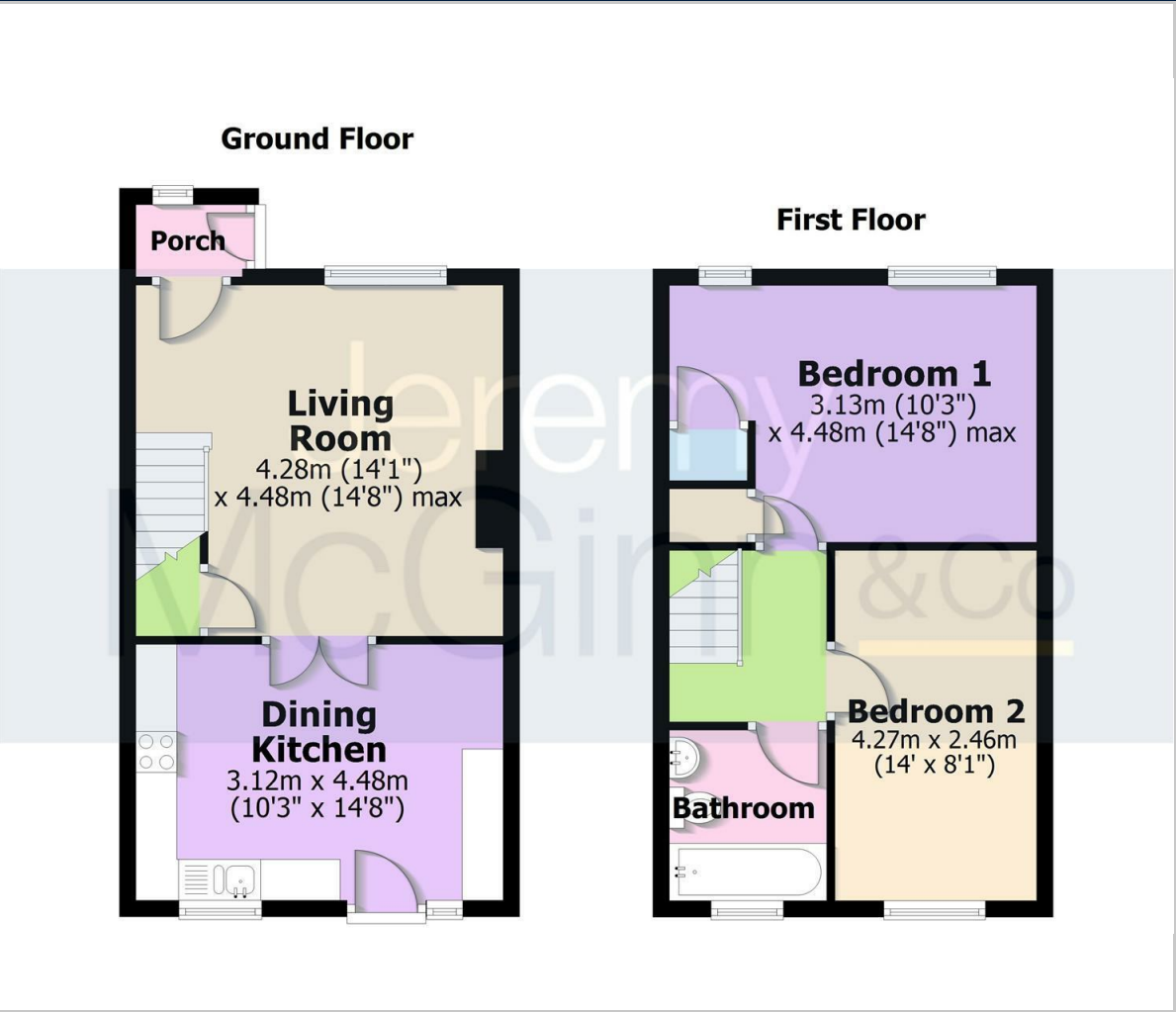
Council: Stratford

Tenure: Freehold

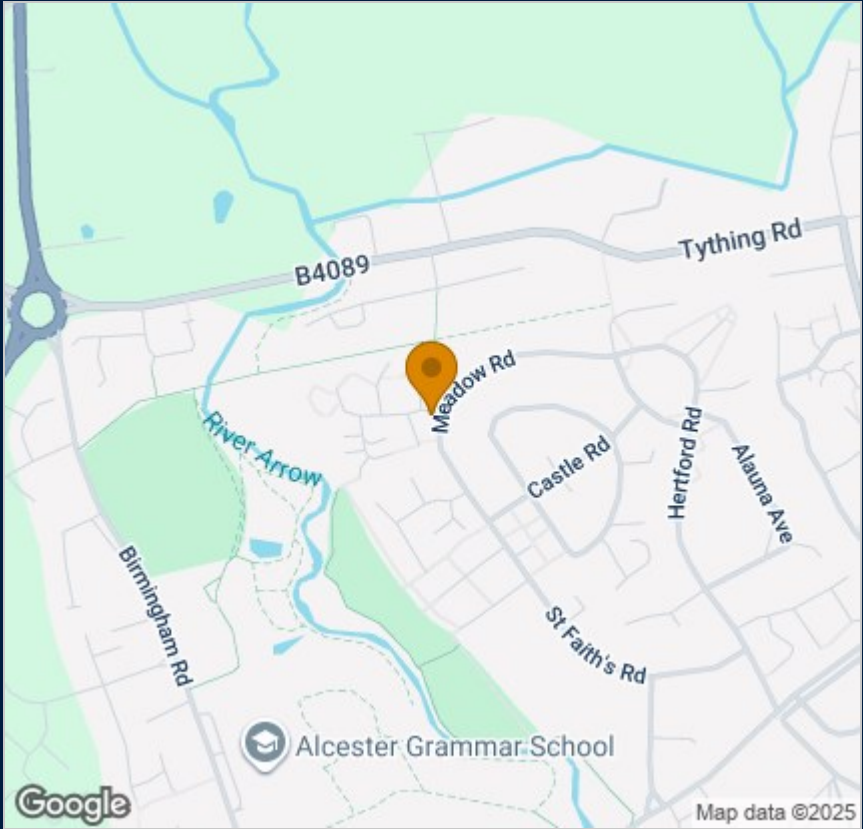
Alcester dates back to around AD 47 and was founded by the Romans as a walled fort on the confluence of the River Arrow & the River Alne and boasts a wealth of stunning characterful properties. The Town has developed into an extremely popular place to live with a strong community who are rightly proud of their Town. The historic High Street offers a range of independent shops & cafés in addition to restaurants and pubs and a Waitrose supermarket.

The quality of local schools is a big draw to the Town including the extremely well regarded Alcester Grammar School. For more comprehensive amenities, nearby Stratford upon Avon offers a wealth of facilities including the world famous Royal Shakespeare Theatre. Fast train services from Warwick Parkway give access to London in a little over an hour.

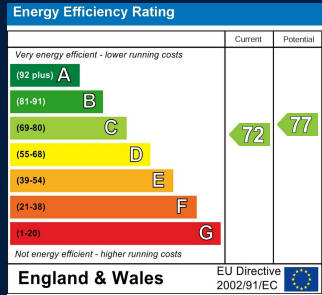
Floor Plan



Map



Energy Performance



These particulars, whilst believed to be accurate are set out as a general outline only for guidance and do not constitute any part of an offer or contract. Intending purchasers should not rely on them as statements of representation of fact, but must satisfy themselves by inspection or otherwise as to their accuracy. No person in this firms employment has the authority to make or give any representation or warranty in respect of the property.