



THE  
PARK LANE GROUP



Sovereign Walk, St. Leonards-On-  
Sea

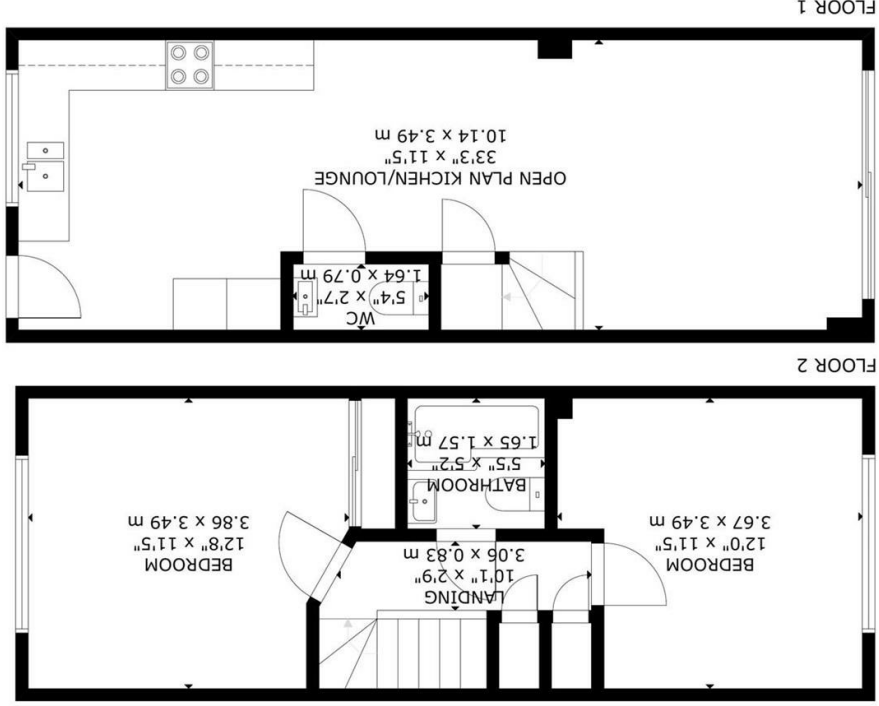
House - Terraced

Deposit: £1,528

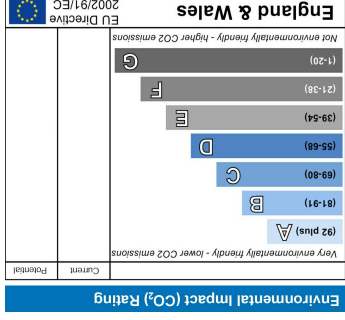
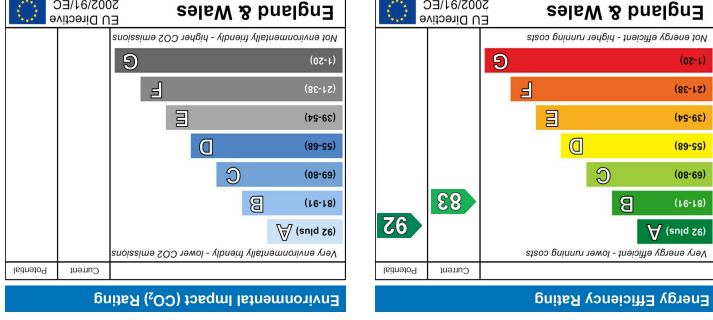
Council Tax Band: B

£1,325 PCM PCM





GROSS INTERNAL AREA  
TOTAL: 70 m<sup>2</sup>/757 sq ft  
FLOOR 1: 35 m<sup>2</sup>/380 sq ft, FLOOR 2: 35 m<sup>2</sup>/377 sq ft  
SIZE AND DIMENSIONS ARE APPROXIMATE, ACTUAL MAY VARY



- \*\*BRAND NEW - NEW BUILD\*\*
- Feature Full Width Glazed Sliding Doors Overlooking the Paved Terrace and Landscaped Garden
- Contemporary Kitchen with Integrated Appliances
- Money-Saving Energy Efficient Air Source Heating
- Excellent Road, Bus & Rail Links
- Far Reaching Views
- Private Off-Street Parking For One Car & Visitor Parking
- Finished to a High Specification Finish Throughout
- Close to Schools, Shops, Hospital & Post Office



**IMPORTANT NOTICE** – These particulars have been prepared in good faith and they are not intended to constitute part of an offer or contract. We have not performed a structural survey on this property and the services, appliances and specific fittings have not been tested. All photographs, measurements, floor plans and distances referred to are given as a guide and should not be relied upon.