

*Lymington Shores*  
E N G L A N D



WEL COME

BIENVENU

WILLKOMMEN

ДРІВНЕТВЕНЕ



At Lymington Shores, you'll experience a very warm welcome indeed; the maritime climate of warm summers and mild winters being just one of the many good reasons to live here.

Arguably the most fashionable postcode outside of London and world renowned as a sailing resort, England's waterfront locations don't get much more desirable than this. It's no surprise that Olympic Gold medal winner Ben Ainslie has made this waterfront town his home.

Now, at Lymington Shores, you can too.





# TAKE IT EASY

## AROUND LYMINGTON

WHETHER YOU SAIL OR NOT, YOU'LL FIND YOURSELF EASILY SMITTEN BY THE LAID-BACK LYMINGTON LIFESTYLE. A FAR CRY FROM CITY LIVING, AT LYMINGTON SHORES YOU GET THE BEST OF BOTH WORLDS - THE SECLUSION OF A PRESTIGIOUS WATERFRONT LOCATION THAT'S JUST A SHORT, LEISURELY STROLL FROM THE VERY HEART OF THINGS.









AROUND LYMINGTON...



**STEEPED IN HISTORY DATING BACK TO THE IRON AGE AND FAMED FOR ITS GEORGIAN ARCHITECTURE, LYMINGTON IS, WITHOUT DOUBT, ONE OF ENGLAND'S FINEST COASTAL TOWNS.**

Voted 'best town on the coast' by Channel 5's The Property List and in the top 10 of the Daily Telegraph's poll of 'most desirable places to live', Lymington exudes an air of charm, warmth and sophistication. You can feel it emanating from the very fabric of the town, from the distinguished buildings, the cobbled streets - and the people too.

It's a place where the well heeled comfortably rub shoulders with more rugged 'outdoorsy' types, harmoniously at home together in this idyllic setting.





Meander down to watch the boats on the river through the delightfully cobbled Quay's Hill, home to fresh seafood restaurants, designer boutiques and chandleries.





The Victorian and Georgian eras certainly left their legacy on the architecture and it seems that little has changed in terms of Lymington remaining a wealthy and fashionable town ever since.



AROUND LYMINGTON...

**LYMINGTON'S RESPECT FOR ITS HERITAGE  
IS EVIDENT EVERYWHERE YOU LOOK;  
LOCALS ARE UNDERSTANDABLY PROUD  
OF THIS RATHER WONDERFUL TOWN.**

With highly commended schools, an unusually low crime rate, high local employment and a strong sense of community spirit, who wouldn't be?

As a sailing resort the nautical influence naturally permeates everyday life here. Yet you'll find this is beautifully balanced by everything else the town has to offer – a plethora of quaint and quirky independent shops, a lively and eclectic weekly Charter Market, galleries and tea rooms, as well as a myriad of outdoor pursuits on your doorstep.



# THERE'S EVEN MOOR

LYMINGTON MARINAS






**CATCH THE SUNRISE OR SUNSET  
ON LYMINGTON RIVER. IT'S A  
SIGHT TO BEHOLD. LIKE SO  
MANY OTHERS HAVE BEFORE US,  
YOU CAN'T HELP BUT FALL IN  
LOVE WITH THIS PLACE.**

For those in the know, Lymington lays claim to the most sought-after marina locations in the country. Nestled into the south coast between Southampton and Bournemouth, they're at the western edge of The Solent, at the point of shortest crossing to Yarmouth and just a mile upstream from the UK's most popular sailing waters. A unique calmness prevails here, sheltered by the Isle of Wight, providing a safe haven and not to mention simply stunning views.

You can find more detailed information about Lymington's marinas, sailing and yacht clubs @ [lymingtonshores.co.uk](http://lymingtonshores.co.uk)





A person is standing in a forest, looking out over a dense stand of tall, thin trees. The person's arm and hand are visible on the right side of the frame, wearing a dark jacket and a ring. The background is a soft-focus forest with sunlight filtering through the canopy.

THE ANCIENT WOOD AND HEATHLANDS OF THE NEW FOREST NATIONAL PARK ARE JUST MOMENTS AWAY.  
IN JUST FEWER THAN 219 SQUARE MILES OF BREATHTAKING GREENERY AND WILDLIFE, PURE THINKING  
SPACE AND CLEAN, FRESH AIR IT'S EASY TO LOSE YOURSELF; METAPHORICALLY SPEAKING  
OF COURSE - THANKS TO A NATURAL NETWORK OF WALKS AND CYCLE TRAILS.






**A BREATH  
OF  
FRESH AIR**  
OUT AND ABOUT



OUT AND ABOUT...

**AT LYMINGTON SHORES YOU CAN LIVE LIFE AT YOUR OWN PACE, WHATEVER YOUR LEISURE.**





## THE GREAT OUTDOORS AWAITS YOU – AND IT’S RIGHT ON YOUR DOORSTEP.

### LOCAL BEACHES

If you love to be beside the seaside, at Lymington Shores you will be simply spoilt for choice with the entire south coastline yours to explore. Just a stone’s throw away is Hordle Cliff and Milford on Sea, both with spectacular views of Christchurch Harbour, the Isle of Wight and the Needles.

### ISLE OF WIGHT

This largest of England’s islands and much loved holiday destination since Victorian times is, incredibly, just 4 miles from Lymington Shores. In little more than a half hour ferry ride, you could be front row at any of the Isle of Wight’s many famous festivals and events, delving into its rich history, relishing in its stunning scenery or paddling on one of its 13 award winning beaches.

### GOLF COURSES

In just a couple of minutes by car you could be at Walhampton Golf Club; a 9-hole course in a tranquil setting overlooking The Solent. In the opposite direction and less than three miles away is the long-established 27-hole Barton-on-Sea Golf Club, with spectacular views and an island green.

### LOCAL WILDLIFE

Lymington is surrounded by scenic beauty and an abundance of wildlife – perfect for walkers and nature enthusiasts. The nearby 500-acre nature reserve is a site of unique historical and wildlife heritage made up of lagoons, reed beds, Salt marshes and mud flats.

### LOCAL CULTURE

The south coast of England is peppered with places of significant historic interest, boasting the very best of British architecture and culture from centuries past. From Henry VIII’s Hurst Castle close by, to Winchester Cathedral further afield, there are generations of heritage for you to discover.

### THE NEW FOREST

Marvel at the natural beauty of England’s smallest National Park – your new back garden at Lymington Shores. This open space is yours to enjoy – along with the deer, ponies and cattle who have grazed freely on this ancient landscape for years.

### COMMERCIAL CENTRES

For larger scale business and commercial centres for work or shopping outside of this bustling market town, Lymington residents head for Southampton or Bournemouth, each about half an hour in opposite directions. Not forgetting of course, London is less than two hours away by train.

### LOCAL SPORTS

Sailing is undeniably the most popular of sports here; with numerous clubs for all ages and annual events such as Cowes Week and the Round the Island Yacht Race. In fact, there’s a whole host of water sports on The Solent. Lymington is ideal too for cycling, walking and running, either solo or as part of a local club.



An aerial photograph of a coastal area. The top half of the image shows lush green fields and some scattered trees. A road curves through the middle of the image, separating the fields from a residential area. The residential area includes several houses, some with swimming pools, and a large building that looks like a school or community center. The bottom half of the image shows a dark body of water, likely a lake or a wide river, with a few small boats visible. The overall scene is peaceful and scenic.

# YOU ARE HERE...

## LYMINGTON SHORES

IT'S PRETTY SPECTACULAR ISN'T IT? WITH MOST APARTMENTS FEATURING BALCONIES AND VILLAS ENJOYING ROOFTOP TERRACES, YOU COULD WAKE UP TO THIS BREATHTAKING VIEW EVERY DAY.













See a virtual tour of the development at [lymingtonshores.co.uk](http://lymingtonshores.co.uk)



4 and 5 bedroom villas take front row riverside

**FEW SOUTH COAST DEVELOPMENTS OCCUPY SUCH A PRIZED WATERFRONT POSITION AS THIS; EXTENDING OUT INTO THE CALMNESS OF LYMINGTON RIVER, LIKE AN EXCLUSIVE ISLAND.**

Each property is in some way unique, possessing its own bespoke footprint within a highly individual architectural design. Apartments, duplexes, penthouses and villas are strategically arranged to striking visual effect and to maximise the stunning impact of the surrounding river views.

Luxury never looked so good. Lymington Shores is built using a dramatic appreciation for shape and form; with feature curves and cleverly calculated angles. Not one corner has been cut when it comes to specification. From Villeroy & Boch bathrooms to designer kitchens, you'll find only the finest things adorn your new home.





Computer generated images are indicative only













Computer generated images are indicative only





# PICTURE YOURSELF

## ON SITE AMENITIES

**IF YOU THINK THERE'S EVEN THE SMALLEST CHANCE YOU MIGHT MISS THE BUZZ OF ACTIVITY YOU'RE USED TO IN TOWN, THINK AGAIN. LYMINGTON SHORES IS BEING CREATED WITH THIS VERY MUCH IN MIND.**

Your new home here will be part of an exclusive community in a highly sought-after riverfront location, with a well-considered selection of amenities including a handpicked assortment of stylish shops, a jetty for tendering small boats and a riverside walk. Picture yourself having coffee or lunch with friends overlooking the river, or browsing art collections in the gallery that features in our plans. Life at Lymington Shores will be incredibly chic, interesting and convenient.







# WORLD'S APART – MOMENTS AWAY

## TRANSPORT LINKS

**SEEMINGLY TUCKED AWAY IN A WORLD OF ITS OWN, THE PICTURE-POSTCARD SOUTH COASTAL TOWN OF LYMINGTON IS SURPRISINGLY WELL CONNECTED.**

Rail links are superb, with the station directly connected to Lymington Shores via a footbridge. Trains can take you all over the country from here and a London commute is easy in less than two hours.

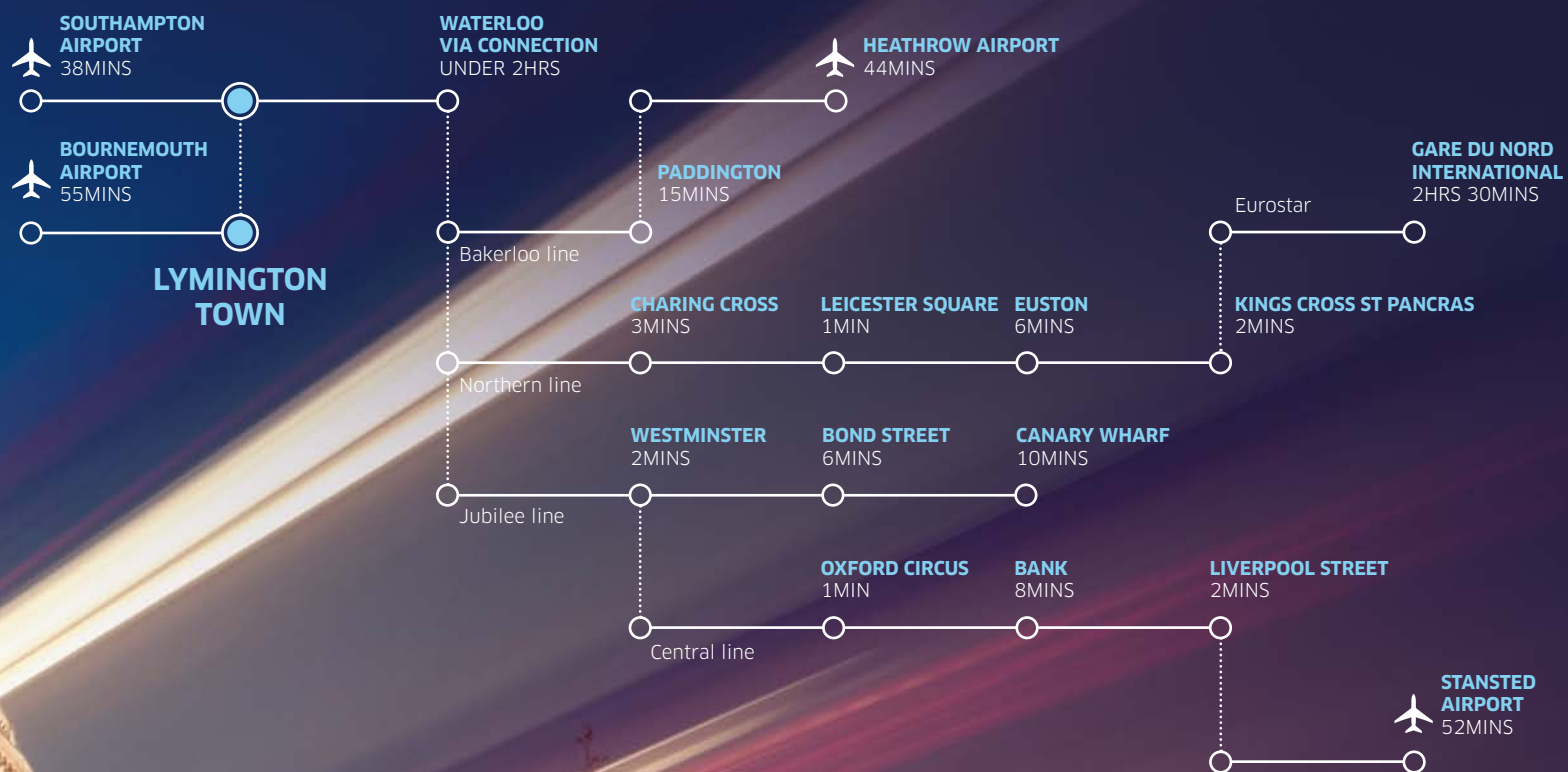
Whether for business or pleasure, Lymington Shores is perfectly positioned for overseas travel too; with Southampton and Bournemouth airports just a 30-minute drive away – or a short hop by bus or train.

Travelling by sea? Then the world is your oyster! You can take the ferry across to the Isle of Wight, set sail under your own steam or charter a yacht whenever and wherever the mood takes you.





## RAIL LINKS







# A PREMIUM DEVELOPER

## ABOUT REDROW

**REDROW IS ONE OF THE UK'S LEADING RESIDENTIAL PROPERTY DEVELOPERS, ESTABLISHED MORE THAN 35 YEARS AGO AND CONTINUALLY DRIVEN BY AN ENTREPRENEURIAL SPIRIT. WE ARE A COMMITTED AND ENTHUSIASTIC TEAM, DELIVERING DISTINCTIVE, QUALITY HOMES FOR OUR CUSTOMERS.**

From large greenfield sites to complex brownfield regeneration schemes, our reputation for highly imaginative design, build quality and customer service is well known. Never before have these characteristics been more evident than they are at Lymington Shores. We take enormous pride in our homes and our fastidious attention to every last detail shows.

We're proud too that our achievements and 'can do' attitude have been acknowledged with many prestigious awards year after year; namely 'Best Large House Builder' at the What House Awards and our 5-star rating from the Home Builders Federation annual customer satisfaction survey.

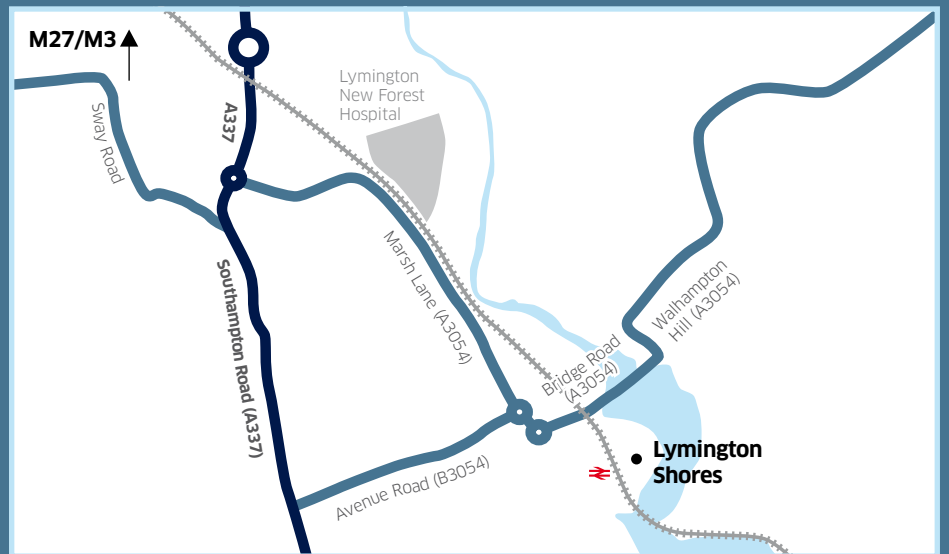


The information contained in this document is provided for general guidelines only and does not form the whole or any part of any offer, contract or warranty. These particulars should not be relied upon as accurately describing any of the specific matters described by any order under the Property Misdescriptions Act 1991. Customers are strongly advised to contact a Redrow Homes representative for further details and to satisfy themselves as to their accuracy. Your attention is drawn to the fact that it may not be possible to obtain all products as referred to in the specification. In such cases, a similar alternative will be provided. Redrow Homes reserve the right to make these changes as required.

All information and computer representations contained in this document are taken from design intent material and may be subject to further design development. Images are indicative only. Maps are not to scale and show approximate locations only.

Timings are taken from National Rail and Transport For London 2012





# LATITUDE LONGITUDE

## FIND LYMINGTON SHORES

When you arrive at Lymington Shores you'll see it's in the most desirable of locations. Situated on the southern edge of the ancient wood and heathlands of the New Forest, between Southampton and Bournemouth at the western edge of the Solent. It may be just an hour and a half's drive from London, yet surrounded as it is by areas of outstanding natural beauty; it feels more like a world away.

**Sat nav:  
SO41 9BZ**

### **To find Lymington Shores - from London (by car):**

Travel southwest on the M3 and M27, leaving the M27 at Junction 1 (Cadnam). On leaving the motorway take the A337 south through the New Forest following signs for Lyndhurst, Brockenhurst and Lymington. On the outskirts of Lymington (at the first roundabout) continue ahead under the low railway bridge along Southampton Road. At the next roundabout continue straight ahead and turn left at the traffic lights into Avenue Road. At the next roundabout (Marsh Lane) turn right and then after approximately 100 yards turn left. This will take you towards the Lymington River onto Bridge Road where the entrance to Lymington Shores will be seen adjacent to the shoreline.



*Lymington Shores*  
E N G L A N D

Redrow Homes South Midlands  
Redrow House  
6 Waterside Way, The Lakes  
Northampton NN4 7XD  
**+44 (0)1604 601115**  
email: [sales@lymingtonshores.co.uk](mailto:sales@lymingtonshores.co.uk)  
**[lymingtonshores.co.uk](http://lymingtonshores.co.uk)**