

**020 8502 5758**  
[www.site-sales.co.uk](http://www.site-sales.co.uk)

# CANALSIDE

suttons wharf north

A stunning selection of 1, 2 & 3 bedroom apartments on the canalside in Mile End

PALMERS ROAD, SUTTONS WHARF NORTH, E2 0TD

The details in this brochure are intended as a guide only and must not be relied on as a statement of fact. They do not form the basis of any contract. The descriptions, specifications, distances and all other information are believed to be correct but their accuracy is in no way guaranteed. Because the scheme is in the process of construction, we must reserve the right to change the specifications without notice and substitute materials, equipment or fittings of a similar quality. Designed and produced by Four Corners Advertising November 2011. Tel: 020 3358 0040.






# A NEW LIFE ON THE REGENTS CANAL



**CANALSIDE**  
suttons wharf north



Canalside is part of the stunning new Suttons Wharf development in Mile End, where apartment buildings rise dramatically on the water's edge and residents enjoy a well-connected London lifestyle close to some of the capital's largest parks.

The Regent's Canal opened in 1816, linking Paddington to Limehouse. It's no longer used for commercial transport, but has been regenerated to provide a wonderful setting for living and leisure. Parts of it are surprisingly rural in character: you can glimpse wildlife of all kinds, walk and cycle on the towpath, even pick blackberries. People now use

the water for kayaking and narrow boat trips and there's an angling club at Limehouse. The canal is one of London's best kept secrets.

Suttons Wharf was once a timber yard on the canal but has been redeveloped by One Housing Group as a highly desirable city address. A new pedestrian bridge over the canal links Suttons Wharf to one of the neighbourhood's most valuable resources, Mile End Park. On the other side, there's a new green link to a smaller park, Meath Gardens. Suttons Wharf incorporates an atrium overlooking Mile End Park, which can be used by all residents and the majority of the Canalside apartments have balconies for enjoying a private view of the surroundings.








## LIFE IN HACKNEY

The London Borough of Hackney is now one of the best locations for enjoying the urban lifestyle. Its traditional attractions of markets, parks and pubs have been joined by trendy boutiques, galleries and cafés. The new transport connections have given the east side of town a further boost.

East London's markets have never been busier. Basic fruit, veg and household bargains have been joined by organic produce, vintage fashion and farmers' markets. Roman Road Market, one of London's oldest, is still one of the best and its offerings include everything from the cheap and cheerful to the genuinely high quality. Columbia Road Market is where you can buy bargain blooms by the armful and Broadway Market has a reputation for top quality food.

The galleries, restaurants and bars of the ultra-fashionable neighbourhoods of Hoxton, Shoreditch and Dalston mean you will never run out of ideas for nights out and weekends. Theatres and cinemas abound too, from the landmark Hackney Empire to more intimate venues such as the Arcola Theatre and Rio Cinema, both in Dalston.

If you just feel like a walk in the park, Mile End Park is on your doorstep. It's an urban paradise whose attractions include an ecology centre and an arts park; with many prestigious awards as a result. It creates a green link to that grand old lady of London parks, Victoria Park, still drawing local people after more than 160 years with its boating lake, majestic trees, cricket pitches and flower gardens.







# GETTING AROUND

Bethnal Green underground station on the Central Line is approximately a 12 minute\* walk and Mile End underground station is about a 15 minute\* walk from Canalside. Mile End is a key station on the London Underground Central, District and Hammersmith and City lines, it puts many important destinations within very easy reach. There's an interchange with the DLR one stop along the line at Bow Road.

TRAVEL TIMES FROM:	MILE END	BETHNAL GREEN
Stratford	3 min*	6 min*
Liverpool Street	6 min*	3 min*
Bank	8 min*	5 min*
Tower Hill	11 min*	14 min*
Canary Wharf	17 min*	20 min*
Kings Cross St Pancras	20 min*	17 min*
Victoria	25 min*	22 min*

\* Approximate times based on the TFL website









1ST FLOOR Plot 1.01

**TWO BEDROOM**

62 sq.m. 667 sq.ft.

Living / Dining / Kitchen  
0.00m x 0.00m 00'0" x 00'00"

Bedroom 1  
0.00m x 0.00m 00'0" x 00'00"

Bedroom 2  
0.00m x 0.00m 00'0" x 0'0"

1ST FLOOR Plot 1.02

**TWO BEDROOM**

62 sq.m. 667 sq.ft.

Living / Dining / Kitchen  
0.00m x 0.00m 00'0" x 00'00"

Bedroom 1  
0.00m x 0.00m 00'0" x 00'00"

Bedroom 2  
0.00m x 0.00m 00'0" x 0'0"

1ST FLOOR Plot 1.03

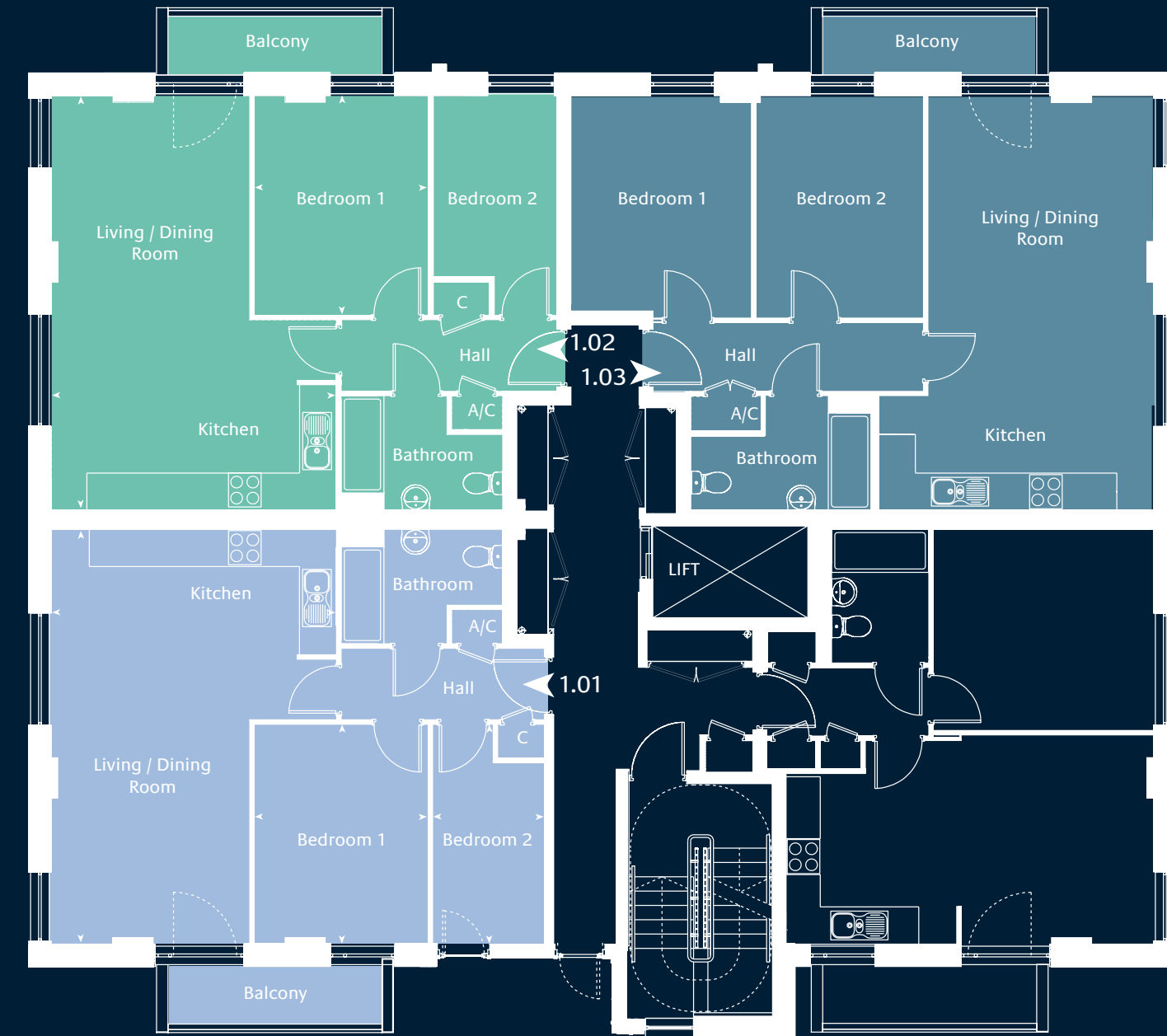
**TWO BEDROOM**

67 sq.m. 721 sq.ft.

Living / Dining / Kitchen  
0.00m x 0.00m 00'0" x 00'00"

Bedroom 1  
0.00m x 0.00m 00'0" x 00'00"

Bedroom 2  
0.00m x 0.00m 00'0" x 0'0"



8TH FLOOR **Plot C8.04**  
7TH FLOOR **Plot C7.04**  
6TH FLOOR **Plot C6.04**  
5TH FLOOR **Plot C5.04**  
4TH FLOOR **Plot C4.04**  
3RD FLOOR **Plot C3.04**  
2ND FLOOR **Plot C2.04**

**ONE BEDROOM**  
46 sq.m. 495 sq.ft.

Living / Dining / Kitchen  
0.00m x 0.00m 00'0" x 00'00"

Bedroom  
0.00m x 0.00m 00'0" x 00'00"

8TH FLOOR **Plot C8.02**  
7TH FLOOR **Plot C7.02**  
6TH FLOOR **Plot C6.02**  
5TH FLOOR **Plot C5.02**  
4TH FLOOR **Plot C4.02**  
3RD FLOOR **Plot C3.02**  
2ND FLOOR **Plot C2.02**

**TWO BEDROOM**  
62 sq.m. 667 sq.ft.

Living / Dining / Kitchen  
0.00m x 0.00m 00'0" x 00'00"

Bedroom 1  
0.00m x 0.00m 00'0" x 00'00"

Bedroom 2  
0.00m x 0.00m 00'0" x 0'0"

8TH FLOOR **Plot C8.01**  
7TH FLOOR **Plot C7.01**  
6TH FLOOR **Plot C6.01**  
5TH FLOOR **Plot C5.01**  
4TH FLOOR **Plot C4.01**  
3RD FLOOR **Plot C3.01**  
2ND FLOOR **Plot C2.01**

**TWO BEDROOM**  
62 sq.m. 667 sq.ft.

Living / Dining / Kitchen  
0.00m x 0.00m 00'0" x 00'00"

Bedroom 1  
0.00m x 0.00m 00'0" x 00'00"

Bedroom 2  
0.00m x 0.00m 00'0" x 0'0"

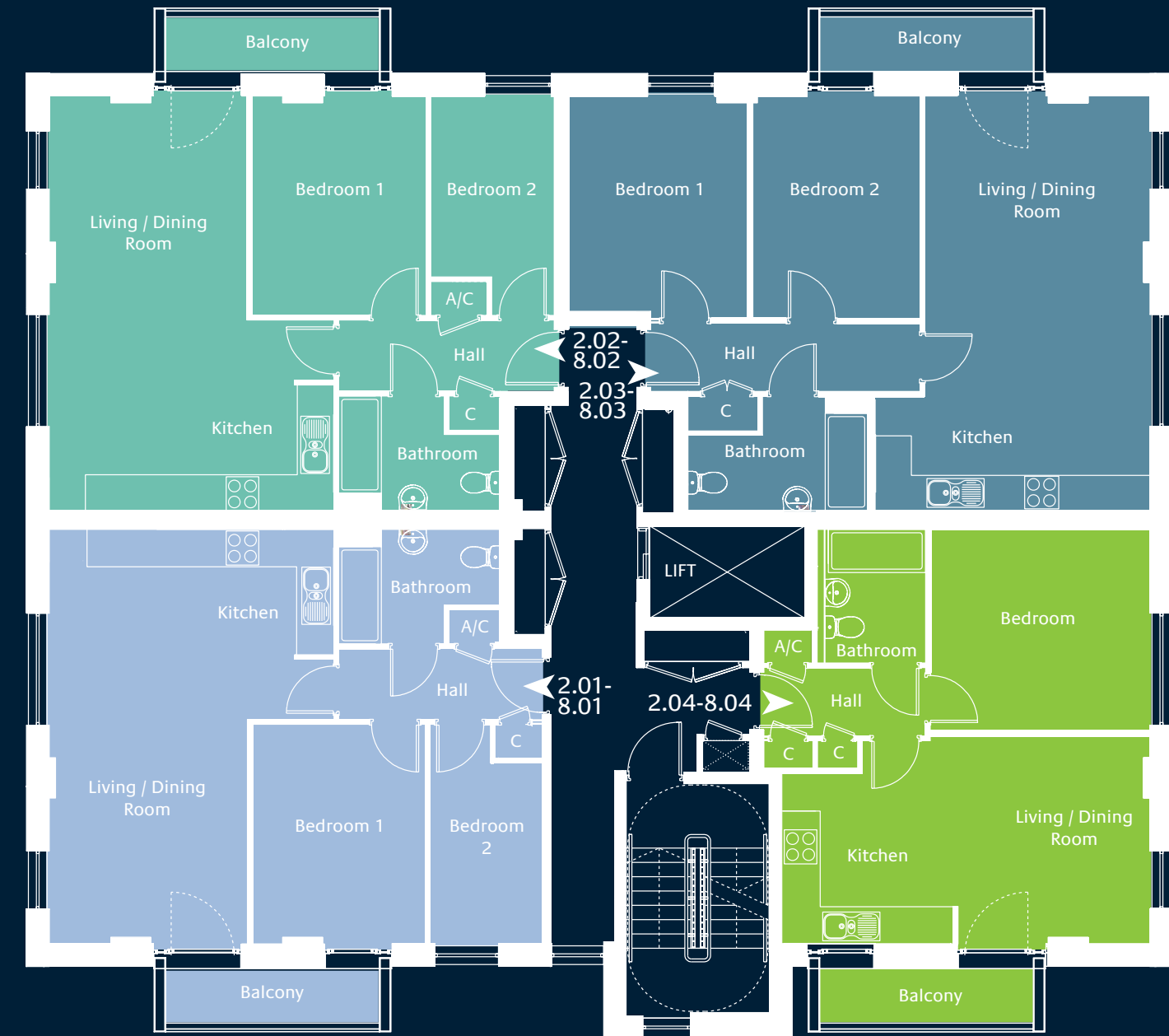
8TH FLOOR **Plot C8.03**  
7TH FLOOR **Plot C7.03**  
6TH FLOOR **Plot C6.03**  
5TH FLOOR **Plot C5.03**  
4TH FLOOR **Plot C4.03**  
3RD FLOOR **Plot C3.03**  
2ND FLOOR **Plot C2.03**

**TWO BEDROOM**  
67 sq.m. 721 sq.ft.

Living / Dining / Kitchen  
0.00m x 0.00m 00'0" x 00'00"

Bedroom 1  
0.00m x 0.00m 00'0" x 00'00"

Bedroom 2  
0.00m x 0.00m 00'0" x 0'0"



9TH FLOOR Plot C9.01

**ONE BEDROOM**

48.5 sq.m. 522 sq.ft.

Living / Dining / Kitchen  
0.00m x 0.00m 00'0" x 00'00"

Bedroom  
0.00m x 0.00m 00'0" x 00'00"

9TH FLOOR Plot C9.02

**TWO BEDROOM**

68 sq.m. 732 sq.ft.

Living / Dining / Kitchen  
0.00m x 0.00m 00'0" x 00'00"

Bedroom 1  
0.00m x 0.00m 00'0" x 00'00"

Bedroom 2  
0.00m x 0.00m 00'0" x 0'0"

9TH FLOOR Plot C9.03

**TWO BEDROOM**

63 sq.m. 678 sq.ft.

Living / Dining / Kitchen  
0.00m x 0.00m 00'0" x 00'00"

Bedroom 1  
0.00m x 0.00m 00'0" x 00'00"

Bedroom 2  
0.00m x 0.00m 00'0" x 0'0"





8TH FLOOR Plot D8.01 & D8.02

**ONE BEDROOM**

49 sq.m. 527 sq.ft.

Living / Dining / Kitchen  
0.00m x 0.00m 00'0" x 00'00"

Bedroom  
0.00m x 0.00m 00'0" x 00'00"

8TH FLOOR Plot D8.03 & D8.04

**TWO BEDROOM**

70 sq.m. 753 sq.ft.

Living / Dining / Kitchen  
0.00m x 0.00m 00'0" x 00'00"

Bedroom 1  
0.00m x 0.00m 00'0" x 00'00"

Bedroom 2  
0.00m x 0.00m 00'0" x 0'0"

8TH FLOOR Plot D8.05 & D8.06

**TWO BEDROOM**

67 sq.m. 721 sq.ft.

Living / Dining / Kitchen  
0.00m x 0.00m 00'0" x 00'00"

Bedroom 1  
0.00m x 0.00m 00'0" x 00'00"

Bedroom 2  
0.00m x 0.00m 00'0" x 0'0"





9TH FLOOR Plot D9.01 & D9.02

**THREE BEDROOM**

83 sq.m. 893 sq.ft.

Living / Dining / Kitchen  
0.00m x 0.00m 00'0" x 00'00"

Bedroom 1  
0.00m x 0.00m 00'0" x 00'00"

Bedroom 2  
0.00m x 0.00m 00'0" x 0'0"

Bedroom 3  
0.00m x 0.00m 00'0" x 0'0"

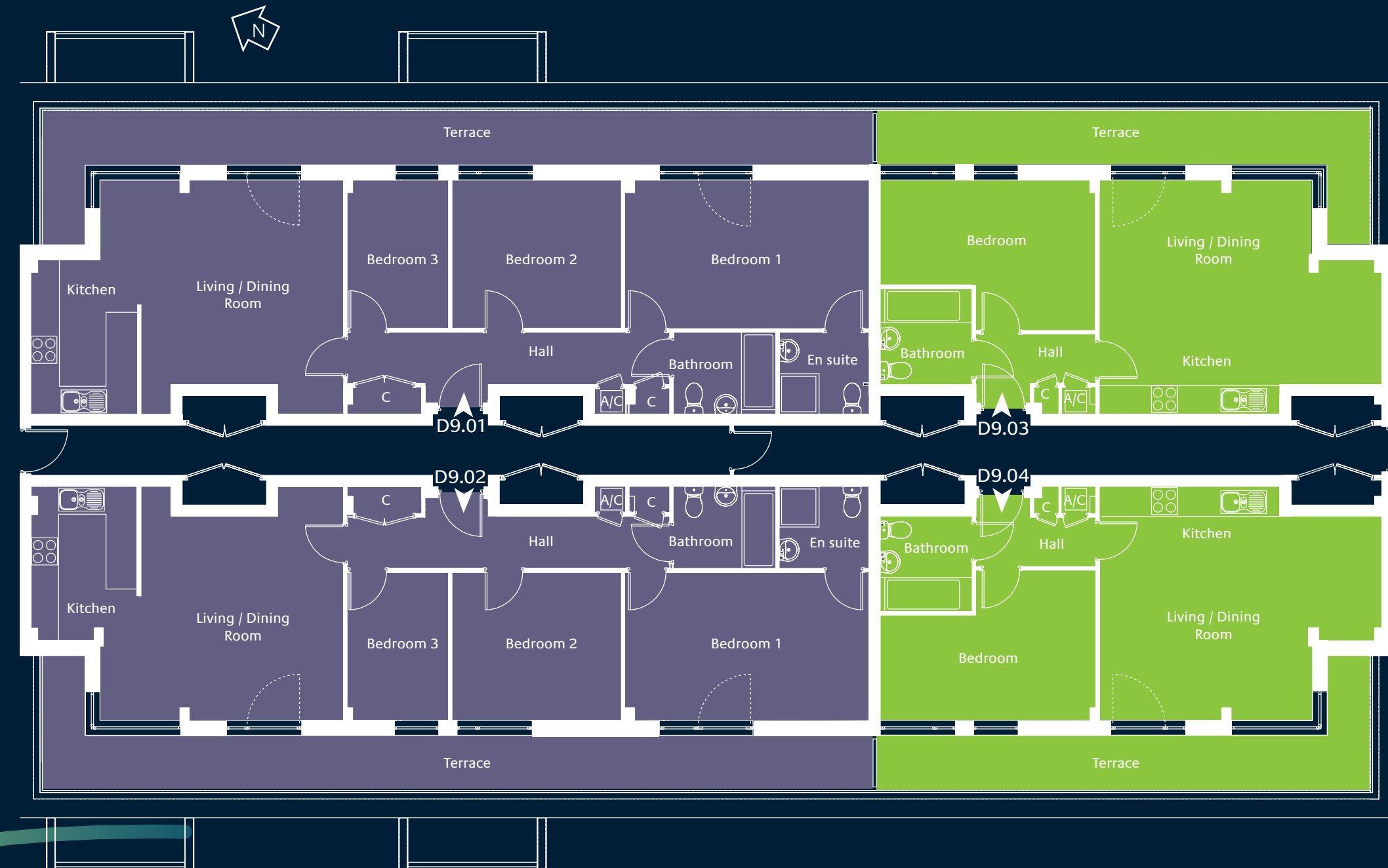
9TH FLOOR Plot D9.03 & D9.04

**ONE BEDROOM**

50 sq.m. 538 sq.ft.

Living / Dining / Kitchen  
0.00m x 0.00m 00'0" x 00'00"

Bedroom  
0.00m x 0.00m 00'0" x 00'00"





GROUND FLOOR Plot G.GF.01

**ONE BEDROOM**

48 sq.m. 517 sq.ft.

Living / Dining / Kitchen  
0.00m x 0.00m 00'0" x 00'00"

Bedroom  
0.00m x 0.00m 00'0" x 00'00"

GROUND FLOOR Plot G.GF.02

**ONE BEDROOM**

47 sq.m. 506 sq.ft.

Living / Dining / Kitchen  
0.00m x 0.00m 00'0" x 00'00"

Bedroom  
0.00m x 0.00m 00'0" x 00'00"

GROUND FLOOR Plot G.GF.03

**ONE BEDROOM**

47 sq.m. 506 sq.ft.

Living / Dining / Kitchen  
0.00m x 0.00m 00'0" x 00'00"

Bedroom  
0.00m x 0.00m 00'0" x 00'00"





5TH FLOOR Plot G5.01  
4TH FLOOR Plot G4.01  
3RD FLOOR Plot G3.01  
2ND FLOOR Plot G2.01  
1ST FLOOR Plot G1.01

**ONE BEDROOM**

48 sq.m. 517 sq.ft.

Living / Dining / Kitchen  
0.00m x 0.00m 00'0" x 00'00"

Bedroom  
0.00m x 0.00m 00'0" x 00'00"

5TH FLOOR Plot G5.02  
4TH FLOOR Plot G4.02  
3RD FLOOR Plot G3.02  
2ND FLOOR Plot G2.02  
1ST FLOOR Plot G1.02

**ONE BEDROOM**

47 sq.m. 506 sq.ft.

Living / Dining / Kitchen  
0.00m x 0.00m 00'0" x 00'00"

Bedroom  
0.00m x 0.00m 00'0" x 00'00"

5TH FLOOR Plot G5.03  
4TH FLOOR Plot G4.03  
3RD FLOOR Plot G3.03  
2ND FLOOR Plot G2.03  
1ST FLOOR Plot G1.03

**TWO BEDROOM**

68 sq.m. 678 sq.ft.

Living / Dining / Kitchen  
0.00m x 0.00m 00'0" x 00'00"

Bedroom 1  
0.00m x 0.00m 00'0" x 00'00"

Bedroom 2  
0.00m x 0.00m 00'0" x 00'00"

