

specifications

KITCHEN

- Gloss units with chrome handles
- Integrated appliances including an electric fan oven, hob and extractor fan, fridge/freezer or under-counter fridge/freezer
- Stainless steel sink with chrome finish mixer tap
- Ceramic tiled floor

BATH/SHOWER ROOM

- Contemporary white Roca sanitaryware with complementary chrome fittings
- Ceramic wall tiles
- Mirror
- Heated towel rail
- Ceramic tiled floor

GENERAL

- Oak effect wood laminate to hallway and living area
- Built in wardrobes to master bedroom
- Allocated parking
- NHBC 10-year warranty
- Large garden
- En suite bathroom to master bedroom



innova park

en3 enfield

living in enfield



Living at Enfield Lock, you'll find plenty of opportunities to enjoy the great outdoors. With over 100 parks in the area, as well as 'waterscapes' including the adjacent Rammey Lake, Enfield Canal and St George Reservoir, you'll have endless choice for walking, cycling or enjoying a variety of watersports.

If you'd rather shop than sail, head into Enfield, just two miles away, home to the new Palace Exchange, with its pedestrianised areas, High Street shops, specialist boutiques, multiscreen cinema and an enticing range of café-bars and restaurants.

Travelling further afield for work or pleasure is easy. From Enfield Lock station, just a walk away, there's a regular rail service into London Liverpool Street with a journey time of approximately 25 minutes, junction 25 of the M25 is only about two miles away via the A10, the M11, A1(M) and the A406 North Circular Road are all within easy reach whilst Stansted Airport is approximately 28 miles away.



FOR FURTHER DETAILS AND TO BOOK AN APPOINTMENT, PLEASE CONTACT EITHER:

KAREN BARBER

07824 409 705

karen.barber@circleanglia.org

KIM WILLIAMS

07770 741 154

kim.williams@circleanglia.org

 **FIRST STEPS**
to home ownership in London

 **Circle Living**
Enhancing Life Chances

contemporary new
one and two bedroom houses

These brief particulars have been prepared and are intended as a convenient guide to supplement an inspection or survey and do not form, or form part of, any offer or contract. Their accuracy is not guaranteed. They contain statements of opinion and in some instances we have relied on information supplied by others. Design elements and specification details may change without further notice. You should verify the particulars on your visit to the property and the particulars do not obviate the need for a full structural survey and all the appropriate enquiries. Accordingly, there shall be no liability as a result of any error or omission in the particulars or any information given. Unless otherwise stated, prices and rents are quoted exclusive of VAT. Designed and produced by Four Corners Advertising 020 3358 0040. January 2011.

 **Circle Living**
Enhancing Life Chances

at home at **innova park**

Looking for a contemporary new home with a stylish specification? Whether you're buying for the first time or climbing the property ladder, don't miss out on Innova Park; an exclusive gated development at Enfield Lock.

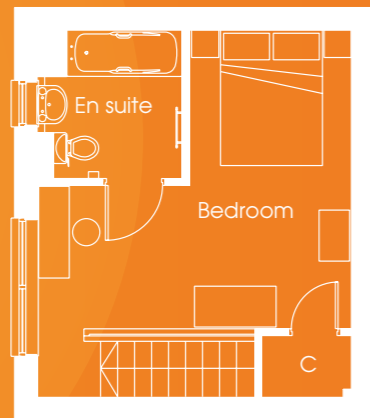


2 bed **houses**

1 bed **houses**

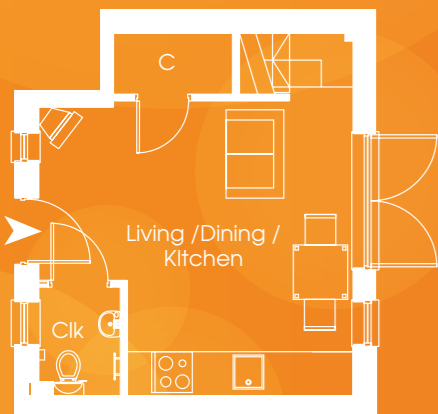


Ground Floor

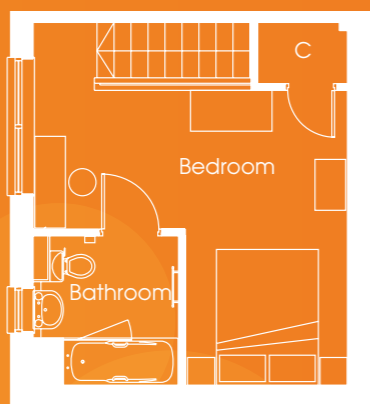


First Floor

HOUSES 11, 18 & 36
48.2 sq.m. 519 sq.ft.



Ground Floor



First Floor

**HOUSES 13, 15, 17, 20,
22, 24, 26, 28, 30, 32 & 34**
48.2 sq.m. 519 sq.ft.

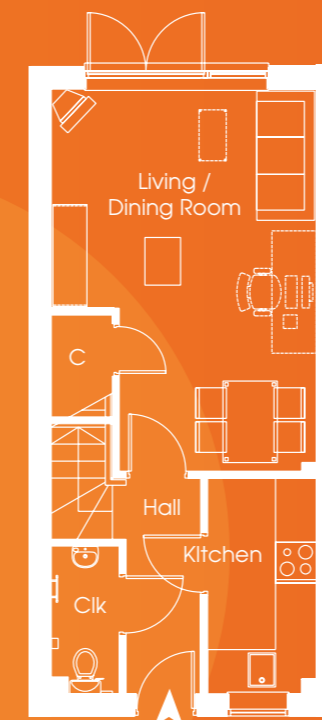


Ground Floor



First Floor

HOUSE 7
68.4 sq.m. 736 sq.ft.



Ground Floor



First Floor

**HOUSES 2, 4, 6, 8, 10,
12, 14 & 16**
69.4 sq.m. 747 sq.ft.