




Finberry

A NEW VILLAGE IN THE GARDEN OF ENGLAND



HOME

It's not a house or a place on a map.
It's a feeling. It's a memory.


First steps...

First time on two wheels...

Building a tree house...

First kisses and kisses goodnight...

Birthdays, barbecues and Christmases...



Anniversaries and milestones.

Home is where you call
your neighbours friends.

Home is where the heart is.
Your home is your castle.
Home sweet home.

The best bit about going away
is coming back home.

finberry
WELCOME HOME





Home: the place where
one lives permanently,
especially as a member
of a family or household.



finberry

WELCOME HOME

*Creating a home isn't just about
the building. It's about the sense
of comfort we're able to create
behind closed doors.*

A place to call home. Everything about Finberry is about community. From the overall, well designed layout of the development to the look and feel of the properties themselves, right down to the smallest specification details, this is a place that is welcoming in every sense of the word.

A place for you to make the most of every day life. Whether that's enjoying Finberry's stunning location, taking advantage of the national and international connections afforded by the nearby town of Ashford, or simply spending time together as a family. Finberry is a place designed with you in mind.





Computer Generated Image



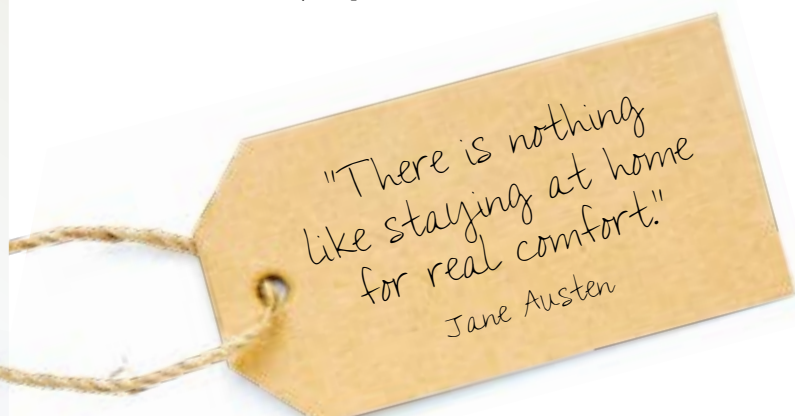
IT'S WHERE THE HEART IS

*It's not a house or a place on a map.
It's a feeling. It's a memory.*

Finberry is a brand new residential development with a traditional sense of place and identity at its heart. It's the realisation of a vision that's not just about bricks and mortar or infrastructure. It's about people, lifestyles and the core values that have shaped our communities for centuries.

It's also about inclusion. In the true spirit of community there's something for everyone, from perfectly proportioned two-bedroom houses to extensive, aspirational family homes. While the design and specifications are for the modern world, locally sourced building materials and classic detailing ensure harmony with existing architecture.

This is a place to put down roots, grow and create wonderful, lasting memories. To raise a family, share celebrations, socialise and achieve the perfect work-life balance. Finberry is a place to call 'home'.



"There is nothing
like staying at home
for real comfort."
Jane Austen



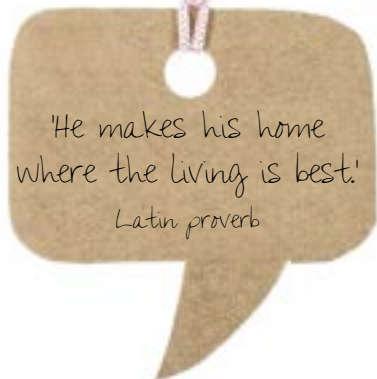
CREATING A PLACE WITH A HEART

*Living at Finberry means being in touch
with your community and nature.*


At Finberry your home is located in the perfect setting. The development has been carefully designed to combine neighbourhood amenities with green space and easy access to the countryside.

Facilities will include a new school, community centre and play area. In addition, imaginative landscaping ensures that the development feels open and connected to the surrounding rural environment, which includes historic Captain's Wood and the picturesque Stour River and Meadows.

To enhance the 'village' feel, pedestrian and cycle routes will link with established cross-country footpaths. They will spur from a central avenue, which will be ecologically landscaped to provide a wildlife corridor connecting Stour Meadows with Bilham Dyke. In addition, a meadow to the north of the development will provide community space and a wildlife habitat to promote ecological biodiversity.



'He makes his home
where the living is best.'
Latin proverb





A PLACE IN HISTORY. AT ONE WITH NATURE

*Twelve millennia of heritage and
timeless natural beauty come
together at Finberry.*

Finberry is a modern, vibrant community that's also firmly rooted in tradition. An archaeological survey has revealed human activity on the site dating back 12,000 years. We will explore and preserve this heritage to give Finberry residents a feeling of continuity with the past.

We're also committed to maintaining and enhancing the ecology of the site's environs, creating space for wildlife to flourish. This is reflected in the public art we've commissioned. Stunning geese and swan sculptures capture and celebrate the natural beauty that surrounds the new village. Simple yet visually intriguing, these iconic artworks provide an enduring link with nature and the local environment.

ICONIC SCULPTURES
CELEBRATE THE
NATURAL BEAUTY THAT
SURROUNDS FINBERRY






12,000 YEARS OF LIVING HISTORY HAVE
BEEN REVEALED, SHOWING EVIDENCE OF
THRIVING ANCIENT COMMUNITIES

Discovering our roots in history

Important legacies from Ashford's past will be secured as a
benefit to the local and wider community



FINBERRY FROM THE SKY

*A new perspective
on community living.*

Finberry is no ordinary housing development. It has been planned with imagination and inspiration to provide community and independence, space to socialise and room to breathe. The mix of housing gives variety and a 'village' feel. Yet there's strong design continuity that creates a cohesive, coherent relationship between buildings, landmarks and green areas.

1. Village centre with primary school, food store, shops, public house, community centre and sports facilities.

2. Captain's Wood

3. River Stour

4. Water meadows

5. Existing farmland






A REFLECTION OF WHO YOU ARE

Home sweet home.

At Finberry, we offer you the chance to create a home within a home. Turn your house into somewhere that truly reflects your personality, all within the comfort and security that comes with living at Finberry.

Every single aspect of the interiors of each home at Finberry has been carefully considered to make your life as easy as possible. From the seamless design of the contemporary kitchens to the proportions of every bedroom, this is a space for you and your loved ones to enjoy day after day, year after year.



"People usually
are the happiest
at home."
William Shakespeare





Kent offers
something for everyone,
without fail.

IN THE HEART OF THE GARDEN OF ENGLAND

*England's oldest county
is steeped in rich history.*

Perfectly positioned on the south east coast, Kent is a county like no other. From amazing architecture and castles to superb shopping and scenery, this is a county with something for everyone.



TRAVEL

Kent's superb road network and miles of cycling and walking routes ensure you can easily explore all that Kent has to offer. The county is also the closest point to mainland Europe, offering easy access to the continent. London is less than one hour away whilst nearby Ashford offers connections to the HighSpeed 1 service, Gatwick, Heathrow and beyond.





LEISURE

No other county boasts such an array of activities. From contemporary art galleries and ancient heritage sites, to eclectic bars and restaurants, watersports and wildlife parks, there are so many opportunities to appreciate all that the Garden of England has to offer.



SHOPPING

From the hottest high street names and designer brands to boutique shops and back street treasures, you can find it all in Kent. Bluewater is home to over 300 shops and 40 cafes and restaurants, whilst the nearby Ashford Designer Outlet offers up to 60% off big name brands.



HISTORY

England's oldest county and, at one point, an entirely separate kingdom, Kent has a truly rich history. From the spectacular Canterbury Cathedral and Hever Castle, to the stunning Secret Gardens of Sandwich and Goodnestone Park Gardens, there is an array of architectural gems to be explored.



COUNTRYSIDE

Sandy shorelines, secluded bays, country parks and nature reserves; Kent boasts a rich and varied landscape. Sprawling green fields and ancient woods attract walkers and cyclists alike, with more than 4200 miles of public rights of way, allowing you to explore all that the county has to offer.



THE ARTS

For culture vultures, Kent offers more than enough to keep your arty appetite happy. Folkestone's Creative Quarter is alive with eclectic shops alongside workshops and galleries. Each October, the Canterbury Festival attracts 60,000 people to events including music, theatre, dance and exhibitions.





PLANES, TRAINS & AUTOMOBILES

*Letting you explore all that
Kent has to offer, and beyond.*

 **M25** 33

 **M20** 1

**Heathrow
Airport**  83

**Gatwick
Airport**  58

Dover  23

**ASHFORD INTERNATIONAL
TO
LONDON
38MIN**

Just a short hop to Ashford International station allows you access to all that the capital has to offer in just 38 minutes. There's also easy access to the M25, Heathrow and Gatwick airports.

A NEW VILLAGE IN THE GARDEN OF ENGLAND



Explore the stunning towns and cities of the continent, from the historic Dunkerque and picturesque Calais to the culture hubs of Lille and Bruges, it's all a short hop from Kent.

What's more, Ashford International is just 3 miles away, allowing you easy access to one of the world's most beautiful cities – Paris – in just one hour 55 minutes.





Computer Generated Image

A NEW VILLAGE IN THE GARDEN OF ENGLAND

A PLACE YOU CAN CALL HOME



Whilst every effort has been made to ensure that this information is correct, it is intended only as a guide. Crest Nicholson reserve the right to amend the specification. The elevations on computer generated imagery may vary. The floor plan of individual plots may vary from those illustrated. All stated dimensions are subject to tolerances of +/- 50mm. You are therefore advised not to order any carpets, appliances or any other goods which depend on accurate dimensions before carrying out a check measure within your reserved plot. Kitchen layouts are indicative only and subject to change. Prospective purchasers are advised to check any details that are especially critical to their interest prior to instructing their solicitors. Please ask our Sales Advisors for detailed information regarding specific plots.



CREST NICHOLSON

Designing and innovating

At Crest Nicholson we continue to build attractive new homes that satisfy our customer's needs, whilst successfully combining classic design and construction techniques with the use of sustainable materials and state-of-the-art technology.

Based on 50 years experience of creating award-winning homes and vibrant mixed-use development, we have long realised that bricks and mortar are just part of creating an area's most sought after address. New homes are about the people who live in them and that is why we ensure every individual home, its surroundings, links to local amenities and public transport, not only meet but also exceed our customer's lifestyle expectations.

Every Crest Nicholson home has been thoughtfully designed to maximise space and create light fillers interiors with a variety of complementary and highly individual external finishes.


A combination of classic or contemporary architecture and creative design has also encouraged the use of modern materials and construction techniques. This has helped us develop homes of all types and sizes, that are both attractive and provide exemplary levels of comfort and energy efficiency.

And, this is why 9 out of 10 of Crest Nicholson home owners* are proud to own their home and happy to recommend its build quality and lifestyle benefits to their friends.

Our commitment to building exemplary new homes and creating sustainable communities is recognised in our impressive array of industry design awards, including more CABA Gold Building for Life Awards than any other developer and we are a 5 Star Builder with HBF. This continues to reaffirm both our success in the design and delivery of attractive, environmentally aware homes and our position as one of the UK's leading developers.

Small wonder that the discerning homebuyer appreciates the difference to be enjoyed in a Crest Nicholson home.

*NHBC/HBF Customer Satisfaction Survey







1



2



3



THE CENTRE OF A COMMUNITY



A NEW VILLAGE IN THE GARDEN OF ENGLAND



Whilst every effort has been made to ensure that this information is correct, it is intended only as a guide. Crest Nicholson reserve the right to amend the specification. The elevations on computer generated imagery may vary. The floor plan of individual plots may vary from those illustrated. All stated dimensions are subject to tolerances of +/- 50mm. You are therefore advised not to order any carpets, appliances or any other goods which depend on accurate dimensions before carrying out a check measure within your reserved plot. Kitchen layouts are indicative only and subject to change. Prospective purchasers are advised to check any details that are especially critical to their interest prior to instructing their solicitors. Please ask our Sales Advisors for detailed information regarding specific plots.

finberry

SALES CENTRE
Avocet Way, Finberry,
Sevington, Ashford,
Kent, TN25 7FR

www.crestnicholson.com/finberry
T: 01233 223133

Crest Nicholson Eastern
A division of Crest Nicholson Operations Ltd
1 Myrtle Road
Brentwood
Essex, CM14 5EG

T: 01277 693265
www.crestnicholson.com