



Beranburh Field, Wroughton, Wiltshire SN4 0QL



Burderop Down House nestles beneath the Marlborough Downs and The Ridgeway National Trail.

Beranburh Field

Wroughton, Wiltshire SN4 0QL

Guide Price £950,000 Freehold

A rare and exceptional property set in an area of outstanding natural beauty. The house nestles beneath the Marlborough Downs and The Ridgeway National Trail, with commanding views over miles of open countryside towards the Iron Age hill fort of Barbury Castle. Burderop Down House was constructed in approx 1950 for one of the senior commanding officers at The Princess Alexandra military hospital which closed in 1996. Over the last 12 years the property has been sympathetically renovated with a farmhouse theme and sits in approximately two thirds of an acre of mature formal

gardens. The house is approached to the rear by a tree lined private road that provides access to the one and a quarter acre paddock with stabling for two horses. There are currently two smaller paddocks containing a summerhouse and a duck pond. There are several racing, riding and livery stables nearby and a wealth of bridleways directly accessible from the property. The property offers further potential for extension and development subject to the relevant planning permissions.


- 5  Bedrooms
- 4  Receptions
- 2  Bathrooms

Tenure: Freehold


Energy Efficiency Rating: E





A scenic view of a pond in a rural setting. The pond is surrounded by lush greenery, including tall reeds and various plants. In the background, there is a wooden fence and rolling green hills under a blue sky with light clouds. A tree-lined road is visible on the right side of the image. The water in the pond is a light greenish-brown color. The overall atmosphere is peaceful and natural.

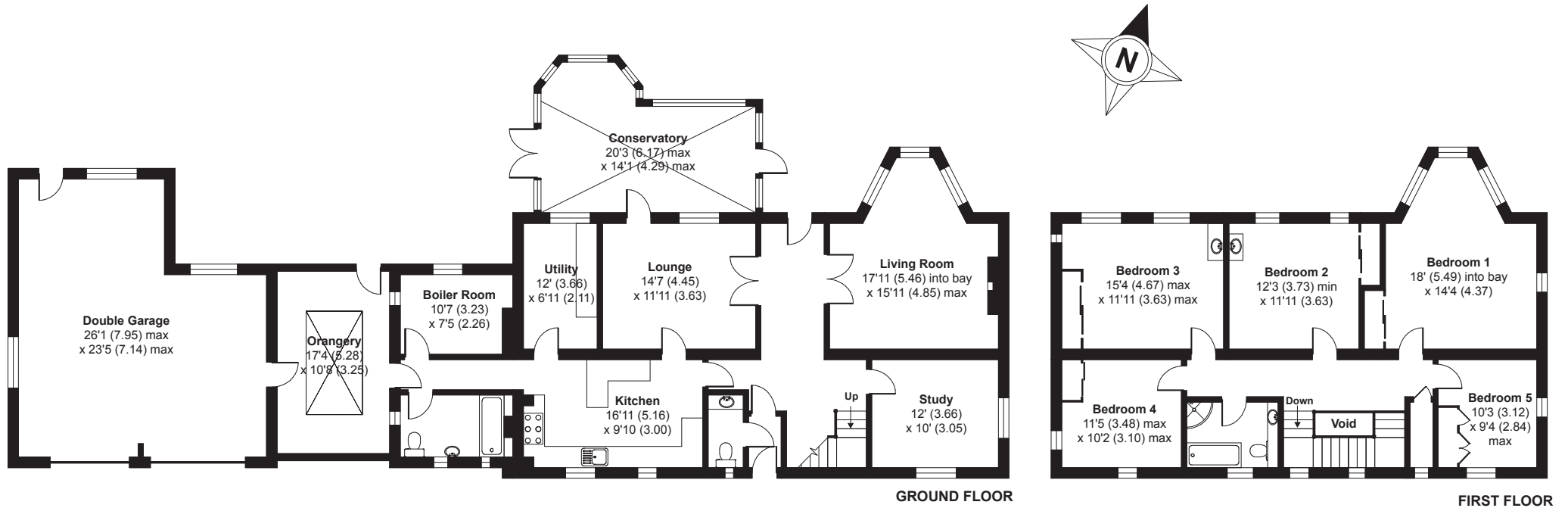
A tree lined private road provides access to the one and a quarter acre paddock, stabling and duck pond.

An aerial photograph of a large, well-maintained garden. The garden is divided into several sections by a paved path and a stone-edged circular area. The central part of the garden is a large, paved sun terrace. To the right of the terrace is a circular stone-edged area containing a spa and various plants. The garden is surrounded by mature trees and a large lawn. In the background, there is a small building and rolling green hills under a blue sky with scattered clouds.

Mature formal gardens
approaching two thirds of an acre
with a paved sun terrace complete
with spa.



APPROX. GROSS INTERNAL FLOOR AREA 3288 SQ FT 305.4 SQ METRES (EXCLUDES VOID & INCLUDES GARAGE)



Copyright nichecom.co.uk 2015 Produced for Richard James REF : 33821

Richard James & their clients give notice that:

1. These sales and particulars do not constitute any part of an offer of contract, and are for the guidance of prospective purchasers only and should not be relied on as statements of fact.
2. No representations are made in these particulars as to the condition of the property or as to whether any service or facilities are in good working order.
3. All Measurements are approximate.